

## A Heart for a King



Audio

12



What's wrong?



The Shark King is very ill.


The shark starts to look sad. He says he must tell the monkey something. He says the Shark King is very ill. Only a monkey's heart can cure him. But the monkey says he doesn't have his heart. It is in the tree.

Where's your heart?



It's in the tree.

Do you have your heart?



No, I don't.

The shark swims back to the tree. The monkey climbs into the tree. But he doesn't come back. The shark waits and waits. He shouts at the monkey in a loud and angry voice. Then he sees the monkey. The monkey is laughing. He says he can't give his heart to the shark. The monkey smiles, and the shark swims back into the ocean.

New Word



ill



heart



cure



king



climb



loud



wait



shout

## Key Expressions

Listen and look. Then say.  14

What's = What is  
Where's = Where is

1



What's wrong?

The Shark King is very ill.


2



Where's your heart?

It's in the tree.

3




Do you have your heart?

No, I don't.

## Role-Play

Role-play with a partner. Change the words.

1.  A: What's wrong?

 B: The Shark King is very ill.



My grandma




Our dog



The bear

2.  A: Where's your heart?

 B: It's in the tree.




lunch / box




bird / cage



cat / basket

3.  A: Do you have your heart?

 B: Yes, I do. / No, I don't.



phone / (yes)




boots / (no)



ticket / (yes)

## Practice

**A** Look and number the pictures in the correct order (1-3).



**B** Watch the acting tip video. Then read and practice.



Video

### Move Your Body

How does your character move? Does it walk fast like a swimming fish? Does it jump and climb? Think about how to move when you read.

#### Practice

Look at the pictures. How do you think they move? Stand up and walk like the people or animals in the pictures.



**C** Pretend you are the characters. Practice moving with a partner.

1. Shark King

2. Bird

**D** Listen to the script. Practice with the video.



Video

#### Characters



Narrators




Monkey



Boy



Girl



Shark



All Characters



The shark starts to look sad.



I should tell you something.



What's wrong?



The Shark King is very ill. Only a monkey's heart can cure him.



Oh, but I don't have my heart with me.



Where's your heart?



It's in the tree. It's too heavy to carry.



Then we will go back to get it.



The shark swims back to the tree. The monkey climbs into the tree.



Hey, look! The monkey can climb so quickly.



And it looks like the shark is waiting for something.



The shark waits and waits.



Monkey? Do you have your heart?



For you? No, I don't. But my heart is with me all the time.



But you said . . .



No! I will not give you my heart. Go away! We are NOT friends.



The monkey smiles, and the shark swims back into the ocean.

**E** Now read the script aloud. Practice using the acting tip from p. 28.



# The Heart of a Monkey

## Cast of Characters

Choose a person to play each character.

Roles	Names
Narrator 1	
Narrator 2	
Monkey	
Shark	
Girl	
Boy	
Fish	
Bird	

## Performance

1. Highlight your part.
2. Practice several times before performing with your classmates.
3. Make sure you show how you feel, use your voice, and move your body like your character.

## Scene 1

**Narrator 1:** There is a little town beside the ocean. A big tree grows between the town and the ocean.

**Narrator 2:** The branches of the tree are full of oranges.

**Monkey:** Yum, oranges. This tree has nice ripe oranges.

**Boy:** Look. What's in the tree?

**Girl:** It's a monkey. He climbs that tree every day.

**Boy:** Why does he climb the tree?

**Girl:** For his breakfast.

**Boy:** Hello, Monkey! What do you eat for breakfast?

**Monkey:** I eat ripe oranges.

**All:** Oranges for breakfast! Yum, yum!

**Narrator 1:** One day, the monkey sees a shark.

**Shark:** Those oranges look good. But I am a shark. I can't climb a tree to eat oranges.

**Monkey:** Hey, Shark! What do you want? Can I help you?