

# Contents

- ..... How to Teach This Book 4
- ..... 01 My Favorite 9
- ..... 02 My Country 13
- ..... 03 Studying English 17
- ..... 04 Movies 21
- ..... 05 Restaurants 25
- ..... 06 Music 29
- ..... 07 Name Them 33
- ..... 08 The Environment 37
- ..... 09 Everyday Activities 41
- ..... 10 Experiences 45
- ..... 11 Family 49
- ..... 12 Feelings 53
- ..... 13 Air Travel 57
- ..... 14 Food 61
- ..... 15 Fruits and Vegetables 65
- ..... 16 Giving Directions 69
- ..... 17 Health 73
- ..... 18 The Internet 77
- ..... 19 Jobs and Occupations 81
- ..... 20 Literature and Books 85
- ..... Transcripts & Answer Key



# How to Teach This Book

The best way to teach speaking is to have students practice speaking. This book has been developed to introduce a wide variety of speaking topics to students. Each unit also presents a number of activities to scaffold speaking tasks for lower-level or less secure speakers. However, it is not mandatory for higher-level and more advanced speakers to work systematically through all of the activities. Because the speaking topics are related by theme rather than specific content, the material in each unit is flexible and adaptable.

The lesson plan presented here is suggested for a class that requires significant support for each speaking task. Classes that do not require as much support may be able to jump right into the topics and start talking. It is left up to individual instructors to gauge how thoroughly each step of this lesson plan needs to be implemented in their classes.

## Suggested Lesson Plan (60 min.)

### Step 1

#### Activity 1 (10 min.)

#### Warm-up with Listening

Have students look at the unit topic. Ask the class to brainstorm a few possible questions they might ask someone about the topic and write them on the board. While students are suggesting possible questions, be sure to suggest the three questions that are answers for Activity 1 if students do not suggest these questions on their own (see the Answer Key for these questions). You might suggest additional questions as well for more variety.

After a reasonable list of questions is written on the board, play the audio track for Activity 1. Students will hear three speakers give short talks related to the unit topic. Based on what they hear, students should guess the question that the speaker is answering.

After playing the audio track once, replay it, but stop after each speaker. Discuss what the students heard (or did not understand), and match one of the questions on the board with the answer. Continue replaying and stopping after each speaker until all three talks have been discussed.

The worksheet is titled 'Unit 01 My Favorite'. It contains two main sections:

- Listen to the speakers. Write the questions that they answer.** This section includes three numbered questions:
  - a. Speaker #1: Who is your favorite \_\_\_\_\_?
  - b. Speaker #2: What is your favorite \_\_\_\_\_?
  - c. Speaker #3: What is your favorite \_\_\_\_\_ to \_\_\_\_\_?
- Sort the words by writing them in the correct categories.** This section includes a list of words: hand, beautiful, cool, drive fast, important, interesting, know, powerful, sing, singer, speak, sports, car, study, subject, teacher, understand, car, voice. Below the list are three categories with blank lines for writing:
  - PEOPLE/THINGS
  - DESCRIPTIONS
  - ACTIONS

There are also small images of a person, a car, and a hand, and a larger image of an orange sports car at the bottom.

## Step 2

Activity 2 (5 min.)

Unit 01

### My Favorite

1 Listen to the speakers. Write the questions that they answer.  **Track 1**

a. Speaker #1: Who is your favorite \_\_\_\_\_ ?

b. Speaker #2: What is your favorite \_\_\_\_\_ ?

c. Speaker #3: What is your favorite \_\_\_\_\_ to \_\_\_\_\_ ?

2 Sort the words by writing them in the correct categories.

hand	beautiful	cool	drive faster	important
interesting	know	powerful	sing	singer
speak	sports	our	study	subject
teacher	understand	voice		

**PEOPLE/THINGS**

\_\_\_\_\_

\_\_\_\_\_

**DESCRIPTIONS**

\_\_\_\_\_

\_\_\_\_\_

**ACTIONS**

\_\_\_\_\_

\_\_\_\_\_



### Vocabulary and Brainstorming

Have students read through the list of words and phrases as a class, focusing on their pronunciation and meaning. Then have students sort the words and phrases into the three categories provided. After everyone has finished sorting the list, check it as a class. After checking each category, ask students to brainstorm three to five additional words that could be added to the given category. All of the vocabulary brought out in this activity can help students as they answer the speaking prompts that follow in the unit.

## Step 3


Activity 3 (5 min.)

### Model Dialogs

Play the audio track for Activity 3 and have students read along as they listen. After each dialog, stop the audio and discuss any questions student may have regarding vocabulary or grammar presented in the dialog. After all three dialogs have been heard and discussed, have students work in pairs. Pairs should practice the dialogs, taking turns saying each role.

#### Note

For classes that need additional pronunciation practice, replay the audio track, but stop after each line or sentence. Students should try to repeat what they hear on the audio track, focusing on their pronunciation and intonation.

1 Listen to each dialog and read along.  **Track 2**

**PEOPLE/THINGS**

A: What is your favorite subject at school?  
B: My favorite subject at school is English.  
A: Why do you like this subject?  
B: I like studying it because it's interesting, and I know that it is very important for my future career.  
A: Why is it important for your future?  
B: I will need speak and understand English well because I want to work in business.


**DESCRIPTIONS**

A: What is your favorite kind of car?  
B: My favorite kind of car is a Bugatti.  
A: What is special about this kind of car?  
B: It is one of the fastest sports cars in the world.  
A: Why would you like to have one of these cars?  
B: It looks cool, so I think I would get a lot of attention from people if I drove one.

**ACTIONS**

A: Who is your favorite band or singer?  
B: My favorite singer is Shania Twain.  
A: What do you like about this singer?  
B: I like the way she sings. She has a very powerful voice.  
A: How is she different from other singers?  
B: A lot of singers these days are famous because of their appearance, but she is both beautiful and talented.

Now practice these dialogs with a classmate.



## Step 4

### Activity 4 (15 min.)

Unit 01

1 Choose one of the questions below. Prepare your answer to this question by writing notes below. Use the questions from Part 3 to help with your notes.

a. What is your favorite school subject?  
b. What is your favorite kind of car?  
c. Who is your favorite band or singer?

Question \_\_\_\_\_  
My Notes \_\_\_\_\_

Now interview two classmates. They will interview you as well. First, ask which question they chose. Then make notes of each answer.

My Classmates

Name: \_\_\_\_\_ Question: \_\_\_\_\_  
Name: \_\_\_\_\_ Question: \_\_\_\_\_

2 Tell your class about one of the classmates you interviewed.

Example:  
I talked to Alex. He told me about his favorite school subject. He said his favorite subject is math. I thought that was strange, but he thinks math is fun. He said he can solve problems pretty fast, so his homework doesn't take a long time.

3 Rate your own speaking

Information	OK	Good	Excellent
Fluency	OK	Good	Excellent
Pronunciation	OK	Good	Excellent

UNIT 01 My Favorite 11

### Interviews

Ask each student to choose one of the three questions to answer. Give the students a few minutes to write notes related to how they would answer the question.

Next, assign each student in the class as either “A” or “B.” Have students work in A-B pairs. Have the “A” students interview “B” students. First, they should ask which question their classmate chose. “A” students may then refer back to Activity 3 to see possible questions to ask in the interview. Give students two or three minutes to collect information from their partner. Then have the “B” students interview “A” students in the same way.

When these interviews are completed, have all of the “A” students stand up and move to work with a new “B” classmate. Repeat the interview process for the new pairs.

### Note

Because this activity is an interview, students should not feel pressure to talk at length about their answers during the interviews. Giving one or two sentences as an answer is sufficient for this activity. The interviewer should then ask a follow-up question to get more information from the interviewee until the instructor stops the interview.

## Step 5

### Activity 5 (10 min.)

### Reporting

Choose a number of students to report to the class the information they learned through one of their interviews. An example of how students can report information is provided with this activity in each unit.

As an alternative to asking only a few students to report for the class, instructors may divide the class into several groups. Then all members of each group should take turns reporting information they learned through one of their interviews. This way, all of the students in the class can participate in Activity 5.

Unit 01

1 Choose one of the questions below. Prepare your answer to this question by writing notes below. Use the questions from Part 3 to help with your notes.

a. What is your favorite school subject?  
b. What is your favorite kind of car?  
c. Who is your favorite band or singer?

Question \_\_\_\_\_  
My Notes \_\_\_\_\_

Now interview two classmates. They will interview you as well. First, ask which question they chose. Then make notes of each answer.

My Classmates

Name: \_\_\_\_\_ Question: \_\_\_\_\_  
Name: \_\_\_\_\_ Question: \_\_\_\_\_

2 Tell your class about one of the classmates you interviewed.

Example:  
I talked to Alex. He told me about his favorite school subject. He said his favorite subject is math. I thought that was strange, but he thinks math is fun. He said he can solve problems pretty fast, so his homework doesn't take a long time.

3 Rate your own speaking

Information	OK	Good	Excellent
Fluency	OK	Good	Excellent
Pronunciation	OK	Good	Excellent

UNIT 01 My Favorite 11

## Step 6

### Activity 6 (5 min.)

#### Matching and Modeling

Play the audio track for Activity 6, and have students match the given questions with one of the responses they hear. These questions and responses are meant to provide additional speaking topics and models of responses for students. While checking the answers for this activity, it may be helpful for students to read the responses shown in the transcript for the unit.

#### Note

For classes that need additional pronunciation practice, have students work in pairs reading aloud the sample responses shown in the transcript.

**1 Listen to each response and match it to the question it answers.**

a. Describe your favorite leisure-time activity or hobby. • Response #1  
b. Describe your favorite animal or pet. Explain why it is your favorite. • Response #2  
c. Describe your favorite TV program and why it is your favorite. • Response #3

For more practice, look at the transcripts on page 3 and practice these responses with a classmate.

**2 Choose one of the questions below. Prepare your own response to this question by writing notes below. Be sure to fully explain your answer.**

a. Describe your favorite leisure-time activity or hobby.  
b. Describe your favorite animal or pet. Explain why it is your favorite.  
c. Describe your favorite TV program and why it is your favorite.

Now share your response with a classmate.

**Rate your classmate's response:**

Idiom:	OK	Good	Excellent
Fluency:	OK	Good	Excellent
Pronunciation:	OK	Good	Excellent

**EXTRA PRACTICE**

Try answering one or more of these questions for extra practice. Use at least three sentences in your response to each question.

1. Describe your favorite friend and explain why he or she is your favorite friend.
2. Describe your favorite video or computer game and explain why it is your favorite.
3. Describe your favorite sporting event and explain why it is your favorite.
4. Describe your favorite job and explain why it is your favorite.

## Step 7

### Activity 7 (10 min.)

#### Pair Work

Have students work in pairs. One student in each pair will open his/her book. The other student will close his/her book and put it aside for the moment. The student with the open book will choose one of the questions listed in Activity 7 and write notes related to answering the question. The student who does not have a book will be the timer. The timer will look at the board while the instructor marks off increments of 10 seconds on the board. After one minute, the timer tells his/her classmate to stop making notes.

Now it is time for the student with the open book to start talking for two to three minutes (depending on the level of the class). The timer continues watching the board as the instructor marks off increments of time on the board. After the specified time, the timer tells his/her classmate to stop speaking.

The timer will now become the speaker, and the speaker will become the timer. Repeat the above process with the speaker first opening his/her book and making notes for one minute before speaking for two to three minutes.

**1 Listen to each response and match it to the question it answers.**

a. Describe your favorite leisure-time activity or hobby. • Response #1  
b. Describe your favorite animal or pet. Explain why it is your favorite. • Response #2  
c. Describe your favorite TV program and why it is your favorite. • Response #3

For more practice, look at the transcripts on page 3 and practice these responses with a classmate.

**2 Choose one of the questions below. Prepare your own response to this question by writing notes below. Be sure to fully explain your answer.**

a. Describe your favorite leisure-time activity or hobby.  
b. Describe your favorite animal or pet. Explain why it is your favorite.  
c. Describe your favorite TV program and why it is your favorite.

Now share your response with a classmate.

**Rate your classmate's response:**

Idiom:	OK	Good	Excellent
Fluency:	OK	Good	Excellent
Pronunciation:	OK	Good	Excellent

**EXTRA PRACTICE**

Try answering one or more of these questions for extra practice. Use at least three sentences in your response to each question.

1. Describe your favorite friend and explain why he or she is your favorite friend.
2. Describe your favorite video or computer game and explain why it is your favorite.
3. Describe your favorite sporting event and explain why it is your favorite.
4. Describe your favorite job and explain why it is your favorite.

# Step 8

## Supplemental Activity (no time limit)

### Extra Practice

The questions provided in the Extra Practice activity can be used in a variety of ways. Sometimes, instructors may wish to use these questions for full-class discussions of “hot” topics. Alternatively, the questions can be used for group work or pair work. The questions can also be assigned as journaling homework or speaking homework. As speaking homework, students can record their responses on a voice recorder or using a computer. These responses can be submitted to the instructor for a completion grade or for some other type of evaluation.

#### Note

For classes that need additional pronunciation practice, have students work in pairs reading aloud the sample responses shown in the transcript.

**1 Listen to each response and match it to the question it answers.** **Level 3**

- a. Describe your favorite leisure-time activity or hobby. • Response #1
- b. Describe your favorite animal or pet. Explain why it is your favorite. • Response #2
- c. Describe your favorite TV program and why it is your favorite. • Response #3

**For more practice, look at the transcripts on page 3 and practice these responses with a classmate.**

**2 Choose one of the questions below. Prepare your own response to this question by writing notes below. Be sure to fully explain your answer.**

- a. Describe your favorite leisure-time activity or hobby.
- b. Describe your favorite animal or pet. Explain why it is your favorite.
- c. Describe your favorite TV program and why it is your favorite.

**Now share your response with a classmate.**

**3 Rate your classmate's response:**

Substance:	OK	Good	Excellent
Fluency:	OK	Good	Excellent
Pronunciation:	OK	Good	Excellent


**EXTRA PRACTICE**

Try answering one or more of these questions for extra practice. Use at least three sentences in your response to each question.

1. Describe your favorite friend and explain why he or she is your favorite friend.
2. Describe your favorite video or computer game and explain why it is your favorite.
3. Describe your favorite sporting event and explain why it is your favorite.
4. Describe your favorite job and explain why it is your favorite.

12 UNIT 01 My Favorite

# My Favorite

1 Listen to the speakers. Write the questions that they answer.  Track 1

- a. Speaker #1: Who is your favorite \_\_\_\_\_?
- b. Speaker #2: What is your favorite \_\_\_\_\_?
- c. Speaker #3: What is your favorite \_\_\_\_\_ to \_\_\_\_\_?

2 Sort the words by writing them in the correct categories.

band	beautiful	cool	drive	important
interesting	know	powerful	sing	singer
speak	sports car	fastest	study	subject
teacher	understand	voice		



## PEOPLE/THINGS

_____	_____	_____
_____	_____	_____



## DESCRIPTIONS

_____	_____	_____
_____	_____	_____



## ACTIONS

_____	_____	_____
_____	_____	_____

3 Listen to each dialog and read along.  Track 2



### PEOPLE/THINGS

**A: What is your favorite subject at school?**

B: My favorite subject at school is English.

**A: Why do you like this subject?**

B: I like studying it because it's interesting, and I know that it is very important for my future career.

**A: Why is it important for your future?**

B: I will need to speak and understand English well because I want to work in tourism.



### DESCRIPTIONS

**A: What is your favorite kind of car?**

B: My favorite kind of car is a Bugatti.

**A: What is special about this kind of car?**

B: It is one of the fastest sports cars in the world.

**A: Why would you like to have one of these cars?**

B: It looks cool, so I think I would get a lot of attention from people if I drove one.



### ACTIONS

**A: Who is your favorite band or singer?**

B: My favorite singer is Shania Twain.

**A: What do you like about this singer?**

B: I like the way she sings. She has a very powerful voice.

**A: How is she different from other singers?**

B: A lot of singers these days are famous because of their appearance, but she is both beautiful and talented.




Now practice these dialogs with a classmate.



4 Choose one of the questions below. Prepare your answer to this question by writing notes below. Use the questions from Part 3 to help with your notes.

- a. What is your favorite school subject?
- b. What is your favorite kind of car?
- c. Who is your favorite band or singer?



Question: \_\_\_\_\_

My Notes

---



---



---

Now interview two classmates. They will interview you as well. First, ask which question they chose. Then make notes of each answer.

**My Classmates**



Name: \_\_\_\_\_

Question: \_\_\_\_\_


---



---



---



Name: \_\_\_\_\_

Question: \_\_\_\_\_

---



---



---


5 Tell your class about one of the classmates you interviewed.

**Example:**

I talked to Alex. He told me about his favorite school subject. He said his favorite subject is math. I thought that was strange, but he thinks math is fun. He said he can solve problems pretty fast, so his homework doesn't take a long time.

 **Rate your own speaking**

Information:	OK	Good	Excellent
Fluency:	OK	Good	Excellent
Pronunciation:	OK	Good	Excellent

6 Listen to each response and match it to the question it answers.  Track 3

a. Describe your favorite leisure-time activity or hobby.

•

• Response #1

b. Describe your favorite animal or pet. Explain why it is your favorite.

•

• Response #2

c. Describe your favorite TV program and why it is your favorite.

•

• Response #3

For more practice, look at the transcripts on page 1 and practice these responses with a classmate.

7 Choose one of the questions below. Prepare your own response to this question by writing notes in the provided space. Be sure to explain your answer.

a. Describe your favorite leisure-time activity or hobby.

b. Describe your favorite animal or pet. Explain why it is your favorite.

c. Describe your favorite TV program and why it is your favorite.



Now share your response with a classmate.



**Rate your classmate's response:**

Information:

OK

Good

Excellent

Fluency:

OK

Good

Excellent

Pronunciation:

OK

Good

Excellent

## EXTRA PRACTICE



Try answering one or more of these questions for extra practice. Use at least three sentences in your response to each question.

1. Describe your favorite friend and explain why he or she is your favorite friend.
2. Describe your favorite video or computer game and explain why it is your favorite.
3. Describe your favorite sporting event and explain why it is your favorite.
4. Describe your favorite job and explain why it is your favorite.