




Topic 1 The things around us

Objectives

When you have completed this topic you will be able to:

- ✿ distinguish living and non-living things
- ✿ distinguish plants and animals
- ✿ sort and classify living and non-living things

Living and non-living things

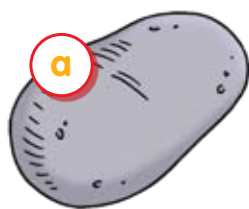


Activity 1

Look at the picture. What can you see?



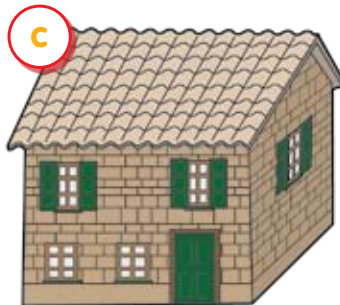
Some things are alive (**living**). Some things are not alive (**non-living**).




stone



tree




house



insect




fire



bird



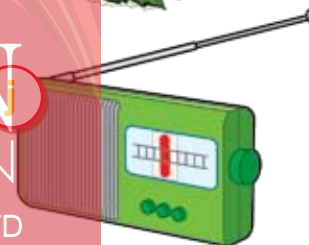
flower



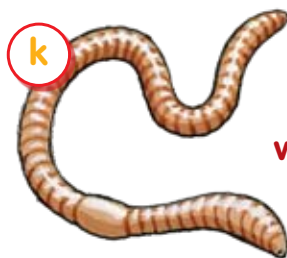
car



fish



radio



worm



cat



boat

Activity 2

Look at the pictures above.
Say which things are living.
Say which things are non-living.

Activity 3

**Make a set of living things.
Make a set of things that are non-living.**



Activity 4

**Look at the picture above. How are the things different?
Which things move? Which things grow? Which things stay the same?**



Living things


Some living things are **plants**.

Some living things are **animals**.



Activity 5

Say which of these things are plants. Say which are animals.



Check your progress

1 Copy and complete with two of the key words.

Plants and animals are _____ things.

A stone is _____.

2 Draw a plant. Draw an animal.

Key words

animal
living
non-living
plant