

VIVID READING

WITH FICTION & NONFICTION

3
MASTER

Table of Contents

Review the Main Skills Book

04

Unit 01 Working Together

Fiction / Helping Each Other

rest challenge match
win manage goal

06

Unit 02 Into the Future

Fiction / Future

basement silver enter
spin future return

10

Unit 03 A Clever Son

Fiction / Funny Story

steal jewelry police
visit weak bury

14

Unit 04 Inside Royalty

Nonfiction / History

queen palace country
church leader bow

18

Unit 05 Tiger Trouble

Nonfiction / Animals

wild backyard huge
hunt angry attack

22

Unit 06 A Meat-Eating Plant

Nonfiction / Plants

snap trap insect
digest require dead

26

Unit 07 Time for Tea

Nonfiction / History

meal invite tradition
thin thick fresh

30

Unit 08 A Water Problem

Nonfiction / Helping Others

Africa safe well
provide donate raise

34

Review

38



Unit 09 From Rags to Riches

Fiction / Helping Others

rich gentlemen journey
coin knock oil

42

Unit 10 The Perfect Friend

Fiction / Making Friends

healthy kitten perfect
prefer daughter wheelchair

46

Unit 11 A Good Trick

Fiction / Being Wise

puma approach lick
loudly run away trick

50

Unit 12 Windsor Castle

Nonfiction / History

castle fortress protect
foreign guard danger

54

Unit 13 Free to Learn

Nonfiction / History

learn threaten speak out
brave peace prize

58

Unit 14 Sea Life

Nonfiction / Sea Animals

necessary plankton tiny
suit disappear comfortable

62

Unit 15 The Golden Gate Bridge?

Nonfiction / History

gate bridge east
fancy beneath special

66

Unit 16 Being a Friend to Others

Nonfiction / School Life

lonely bully idea
buddy simple upset

70

Review

74

How to Use This Book


Each unit in *Vivid Reading with Fiction & Nonfiction Master* includes eight parts plus additional review and consolidation activities in the workbook. These parts work together to lead students from visualizing the meaning of target vocabulary and thinking about the unit's topic to reading the passage and checking comprehension. In the follow-up activities to the comprehension check, students practice basic grammar points related to the passages, learn the meaning of a highlighted expression, and review target vocabulary. A summary of each section is presented here.

New Words

Lists key vocabulary along with photographs that provide visual definitions for the words

Readings

Ranges from original stories to informative passages presented with either full-color illustrations or photographs. An audio recording of each passage is provided online by a QR code.



Look and Think


Includes a short explanation of the unit along with a key question to stimulate students' interest in the passage

Did You Know?

Presents short texts related to the unit's topic, giving students exposure to new words and interesting information

Check It

Includes two comprehension activities. The first focuses on the main idea and details from the passage. A second activity summarizes the information from the passages through completion of a graphic organizer.



Learn It

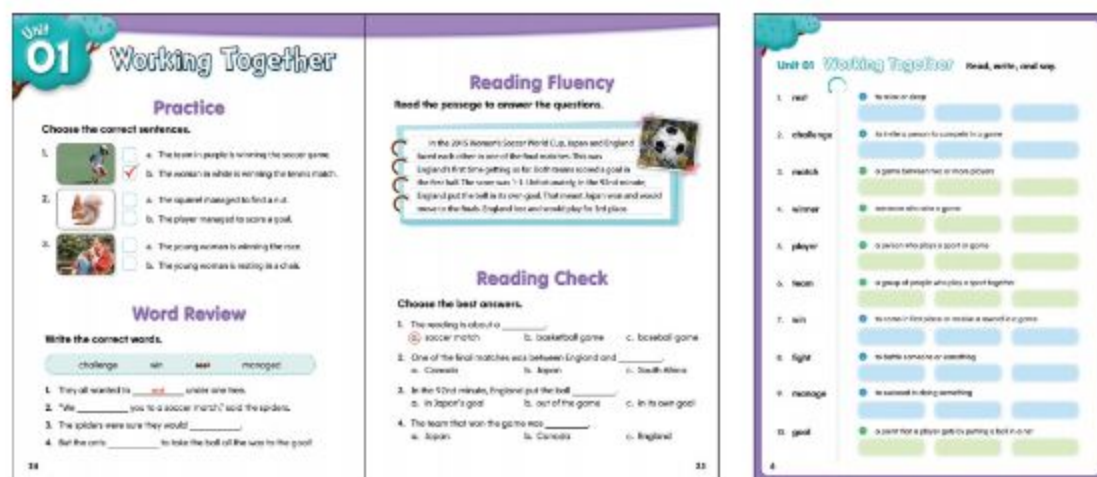
Provides additional exposure to the target vocabulary of each unit in new contexts

Challenge It

Allows students to study basic grammar rules through a variety of activity types

Tip

Highlights an idiomatic expression or phrasal verb from the unit's passage



Workbook

Provides additional reading fluency and vocabulary activities for each unit that can be completed as homework

Unit 01

Working Together



Scan and find the tracks.

Track 03

0:00 / 1:09

0:00 / 0:22

New Words

Track 02



rest



challenge



match



win



manage



goal



Look and Think

The spiders and the ants are playing soccer against each other. Who do you think will win? Why?



Did You Know?

Ants come in many different sizes. The smallest ants are less than 1 millimeter long. The largest ants are over 5 centimeters long!



One summer day, a group of spiders met some ants.

They all wanted to **rest** under one tree.

“We **challenge** you to a soccer **match**,” said the spiders.

“The winners get the tree.”

The spiders were bigger than the ants.

They also had some star players on their team.

The spiders were sure to **win**.

“We can win if we work together as a team.

Join or die!” cried the ants.



The spiders started fighting over the ball.

But the ants **managed** to take the ball all the way to the **goal**!

They ended up winning the game by working as a team.

Check It

A Choose the best answers.

1. What is the reading about?
 - a. A school activity
 - b. A soccer match**
 - c. A tennis match
-  2. The winning team will get to _____.
 - a. have a special meal
 - b. keep the soccer ball
 - c. rest under the tree
-  3. Where did the ants manage to take the ball?



a. To the goal








b. To the tree



c. To their home

B Match to put the story in order.

-  1
 -  2
 -  3
 -  4
 -  5
- a. The ants won the game.
 - b. The spiders challenged the ants to a soccer match.
 - c. Both spiders and ants wanted to rest in the same place.
 - d. The ants took the ball all the way to the goal.
 - e. The spiders fought over the ball.

Learn It

Write the correct words.

managed rest **challenge** win

1. After lunch, I will **challenge** you to a game of tennis.
-  2. If we _____ the next game, our team will be the champion.
-  3. The kids _____ to make \$500 by selling cookies and cupcakes.
-  4. If you're tired, we'll stop and _____ for a while.




Challenge It

Study. Then write the correct words.

Language Point

Conditional

If she exercises, she **can be** healthy.
If you need more information, you **can call** him.

1. If we work together as a team, we can win. (win)
-  2. If the spiders win the game, they _____ under the tree. (rest)
-  3. If the spiders fight, ants _____ the ball to the goal. (take)
-  4. If two groups want to rest under one tree, they _____ a soccer match. (have)

Tip

Find and circle the words from the reading.

★ **end up** to finally become or do