

VIVID READING

WITH FICTION & NONFICTION

1

MASTER

Table of Contents

Review the Words You've Learned

04

Unit 01 Sports Day

Fiction / School

event coach nod
shout whistle except for

06

Unit 02 A Special Gift

Fiction / Farms

butterfly lay chase
laugh realize joy

10

Unit 03 Whose Home?

Fiction / Animals

necklace shell crab
dig sand parents

14

Unit 04 A Visit to the Doctor

Fiction / The Body

fever checkup practice
eye chart glasses eyesight

18

Unit 05 Fun on the Water

Fiction / Leisure

August adventure sail
wave locate spot

22

Unit 06 Who Has Milk?

Nonfiction / Milk

goat taste amount
natural sugar uncomfortable

26

Unit 07 A Good Pet

Nonfiction / Animals

rat excellent male
female probably produce

30

Unit 08 A Birthday Surprise

Nonfiction / Birthdays

serious medical cheer up
mail receive believe

34

Review

38



Unit 09 Making Money

Fiction / Raising Money

weed mow lawn
cupcake lemonade garage sale

42

Unit 10 The Hungry Squirrel

Fiction / Animals

squirrel nut vegetable
bite stomach pepper

46

Unit 11 Our City

Fiction / Towns

street guess office
again bank story

50

Unit 12 Dad's Work

Fiction / Family

hero steel rough
crack homework newspaper

54

Unit 13 All Dressed Up

Fiction / Clothes

nervous teacher favorite
polka-dot pay attention clown

58

Unit 14 The Candy Man

Nonfiction / History

candy own failure
success wealthy factory

62

Unit 15 Husbands and Wives

Nonfiction / World Records

husband wife couple
secret agree with record

66

Unit 16 A Volcano

Nonfiction / Science

volcano hole mile
earth liquid active

70

Review

74

How to Use This Book


Each unit in *Vivid Reading with Fiction & Nonfiction Master* includes eight parts plus additional review and consolidation activities in the workbook. These parts work together to lead students from visualizing the meaning of target vocabulary and thinking about the unit's topic to reading the passage and checking comprehension. In the follow-up activities to the comprehension check, students practice basic grammar points related to the passages, learn the meaning of a highlighted expression, and review target vocabulary. A summary of each section is presented here.

New Words

Lists key vocabulary along with photographs that provide visual definitions for the words

Readings

Range from original stories to informative passages presented with either full-color illustrations or photographs. An audio recording of each passage is provided on the CD.



Look and Think


Includes short explanations of the unit along with a key question to stimulate students' interest in the passage

Did You Know?

Presents short texts related to the unit's topic, giving students exposure to new words and interesting information

Check It

Includes two comprehension activities. The first focuses on the main idea and details from the passage. A second activity summarizes the information from the passages through completion of a graphic organizer.



Learn It


Provides additional exposure to the target vocabulary of each unit in new contexts

Challenge It

Allows students to study basic grammar rules through a variety of activity types

Tip

Highlights an idiomatic expression or phrasal verb from the unit's passage



Workbook

Provides additional reading fluency and vocabulary activities for each unit that can be completed as homework

Unit 01

Sports Day



Scan and find the tracks.

0:00 / 0:25

New Words

Track 02



event



coach



nod



shout



whistle



except for



Look and Think

The boys are racing.
Do you like to race?



Track 03

0:00 / 1:09

The last **event** is a race.

It is about to start.

Mike, John, Sam, and Fred are waiting at the line.

They all look excited.

Their **coach** comes up.

"Are you ready to race?" he asks.

The boys all **nod**.

"1... 2... 3... Go!" Coach **shouts**, blowing the **whistle**.

Everyone **except for** Fred starts running.

"Fred! Why aren't you running?" Coach asks.

"Because my number is 4," answers Fred.

finish line

START

FINISH

starting line

Check It

A Choose the best answers.

1. What is the reading about?
 a. A race b. A bike c. A helmet
2. The boys are about to _____ the race.
 a. nod b. come c. start
3. What does the coach use to start the race?



a. A flag



b. A hand



c. A whistle

B Put the information in the right places.

- a. He blows a whistle.
- b. He doesn't hear his number.
- c. He starts to run.



Coach



7 Mike



4 Fred

1. _____ 2. _____ 3. _____

Learn It

Choose the best answers.

1. Don't blow that _____ in the house. It is too loud.
 a. line b. event c. whistle
2. His mother is a tennis _____.
 a. coach b. event c. number
3. I have everything I need _____ running shoes.
 a. except for b. ready c. well

Challenge It

Study. Then circle the correct words.

Language Point

Present Continuous

Coach **is walking**.

Fred **is waiting** for the call.

They **are waiting** at the line.

Mike and Sam **are running**.

1. Sam and Fred (is / are) waiting at the line.
2. Coach (is / are) blowing the whistle.
3. The boys (is / are) nodding.
4. Everyone (is / are) running except for Fred.



Tip

Find and circle the words from the reading.

★ **come up** to go toward someone