


3

# READY *to Read and Write*



James Bean

---

# Introduction

*Ready to Read and Write* is an exciting three-book comprehension series for primary students. The books introduce young learners to a stimulating variety of fiction and non-fiction texts, including letters, cartoon strips, poems, stories, and information texts. Students will encounter interesting and familiar situations and appealing characters. The texts are complemented by colorful and lively illustrations.

Students are introduced to a variety of basic reading skills through a range of carefully written activities. Students will learn skills such as understanding main ideas and details. Students are also encouraged to read between the lines and reach their own conclusions. They will learn to develop basic skills of deduction and inference as well as literal understanding of the text. They are also given the opportunity to respond to the topics in writing and drawing activities.

Each unit is accompanied by a page of Extra Practice activities. These extension exercises cover the same topic and contain the same key vocabulary as the unit. Students can work independently on these pages. The Extra Practice activities can be used for self-study or done in class by students who have completed the unit.

A progress test is provided for every five units to help teachers assess students' comprehension and vocabulary skills.

# Contents

Unit	Text type	Functions and structures	Sample sentences	Key vocabulary
<b>Unit 1</b> Page 6 Looking after my pet cat	Series of pictures with captions	Present simple for routines	I feed Smudge every morning. I brush Smudge every afternoon.	cat, feed, eat, drink, morning, afternoon, night, fish, meat, water, milk, brush, fur, vet, basket
<b>Unit 2</b> Page 8 The Torbay Summer Fair	Poster advertising a fair	Event details: time, place, date, day Prepositions	The Torbay Summer Fair is in Foreshore Park. It is open every day of the week from 10:00 a.m. to 9:00 p.m.	fair, ride, merry-go-round, clowns, win, in, by, from, on, to, into
<b>Unit 3</b> Page 12 New Year's Eve	Description of a celebration	Describing how New Year's Eve is celebrated	Mom and Dad always have a party on New Year's Eve. We all hold hands and sing a song about good friends.	New Year's Eve, party, invite, lots of, midnight, count, seconds, shout, hold hands
<b>Unit 4</b> Page 14 The cat and the cookie	Cartoon strip with speech bubbles	The five senses: hear/smell/taste/feel/see	They smell good. It tastes yummy! I can hear Smudge.	hear, smell, taste, feel, see, cookie, yummy, scared, fur, wet, you look terrible, you sound happy
<b>Unit 5</b> Page 18 My Uncle Jim	Description of a favorite uncle	Physical and character descriptions	He has brown hair and blue eyes. Uncle Jim loves soccer and fishing.	favorite, uncle, tall, brown hair, blue eyes, he likes/loves..., soccer, fishing, team, park, river, cook, laugh, funny
<b>Unit 6</b> Page 20 A visit to the doctor	Cartoon strip with speech bubbles	Describing symptoms Giving advice using the imperative	I have a sore throat. Go home and go to bed. Take the medicine every morning and every night.	feel terrible, sore throat, headache, tired, hot, doctor, cold, medicine, every morning/night
<b>Unit 7</b> Page 24 When I grow up	Series of pictures with captions	Describing future plans using "going to" Describing what people do in different jobs using present simple	When I grow up, I'm going to be a pilot. A pilot flies planes.	pilot, vet, dentist, mechanic, teacher, waiter, taxi driver, gardener, nurse, artist, grow up, fly, planes, animals, look after, fix, teach
<b>Unit 8</b> Page 26 Help the world	Series of pictures with advice captions	Giving advice using the imperative	Don't fill your coffee pot with too much water. Take a shorter shower.	tips, need, save, water, electricity, paper, turn off, turn on, lights, computers, TVs, heater, leave water running, tap, fill, coffee pot, boil, shower, cool down, fridge, both sides
<b>Unit 9</b> Page 30 How to make pancakes	A recipe	Giving instructions using the imperative	First, put the flour and salt into a large bowl. Next, heat the oil in a frying pan.	recipe, pancakes, grams, flour, oil, salt, butter, juice, eggs, syrup, milk, bowl, break, mix, pour, stir, mixture, smooth, heat, frying pan, tablespoons, fry, turn over
<b>Unit 10</b> Page 32 The class play	A description of a class play	Past simple of "be"	Andy was the king. Kim was a lion. It was a lot of fun!	play, class, princess, lion, teacher, practiced, king, queen, costume, nervous, beautiful, mother, father, brother

Unit	Text type	Functions and structures	Sample sentences	Key vocabulary
<b>Unit 11</b> Page 36 The Supersaurus	Information text	Past simple Comparatives	They lived about 150 million years ago. They were 30 meters long. Their front legs were shorter than their back legs.	died, bone, dinosaur, million, meters, kilogram, long, high, tail, neck, head, legs, heavy, weigh, forests, leaves, trees, plants
<b>Unit 12</b> Page 38 A vacation in Australia	A postcard	Present continuous for present actions Present simple for descriptions Past simple to describe past events	We are having a great vacation here in Australia. The weather is good. We arrived in Sydney six days ago.	koala, kangaroo, emu, crocodile, vacation, weather, zoo, beach, bridge, national park, photos, fly
<b>Unit 13</b> Page 42 Good luck and bad luck	A description of things that are lucky and unlucky	Present simple for habits Past simple Past continuous in a narrative Never/always	I never walk under a ladder. When I find a penny on the ground, I always pick it up. Ben was walking home from school one day when he saw a black cat.	unlucky, cross, in front of, good luck, bad luck, ladder, umbrella, horseshoe, penny, ground, pick up
<b>Unit 14</b> Page 44 A letter to Aunt Julia	A letter	Past simple and past continuous in a letter	Mom, Dad, and Tom were waiting to meet my train at the station. Tom was very excited to see me.	beach, collect, seashells, lucky, close, wait, meet, train, station, excited, show, surprise, paint, pink, smell, vacation, shopping, books, pens, school
<b>Unit 15</b> Page 48 Water	A brochure	"Wh" questions Giving instructions using the imperative	What do we use water for? Use less water on your gardens.	council, water, drinking, washing, gardening, factories, farmers, use, dam, pipes, rainwater, less, more, fix, leaking, faucet, save
<b>Unit 16</b> Page 50 The talkative turtle	A folktale	Past simple Past continuous in a narrative	One day, two hunters were talking as the turtle walked by. The turtle was worried.	talkative, turtle, hunters, catch, worried, cranes, stick, beaks, hold onto, away from, tightly, between, clever, angry, idea
<b>Unit 17</b> Page 54 Richie's two birthday cakes	A personal experience story	Going to Past simple Past continuous in a narrative	I'm going to make a cake. I thought about my party all day. As I was walking home from school, I saw a purse on the ground.	birthday, party, cake, straight home, purse, card, half an hour, doorbell, pulled into, forget
<b>Unit 18</b> Page 56 The solar system	An information text with a picture	Comparatives	Pluto is the smallest planet. Saturn has the largest rings.	planets, solar system, sun, far out, go around, travel around, space, rings, rocks, ice, second, third, fourth, half as large as
<b>Unit 19</b> Page 60 A newspaper story	A newspaper story	Past simple and past continuous for interrupted past	They were standing under a tree when it was struck by lightning.	escape, thunderstorm, struck, lightning, soccer, clouds, dark, thunder, bright, bang, crack, fall, dangerous, outside, inside
<b>Unit 20</b> Page 62 Ferdinand Magellan	A historical narrative	Past simple for historical story	He left Spain in September 1519 with a crew of 270 men.	explorer, sailed, oceans, world, crew, ships, south, wrecked, ran out of, sick, died, killed, arrive, famous
<b>Tests</b> Page 66	Four tests to review the language: <b>Test 1</b> Units 1-5, <b>Test 2</b> Units 6-10, <b>Test 3</b> Units 11-15, <b>Test 4</b> Units 16-20.			

# 1 Looking after my pet cat

## A Look and read.



My name is Alice. This is my cat, Smudge.



I feed Smudge every morning. He eats fish. He doesn't like meat.



Smudge has lovely, soft fur. I brush Smudge every afternoon. He loves it!



Smudge drinks water. He doesn't like milk. I give Smudge some water every night.



I take Smudge to the vet when he is sick. Poor Smudge! He doesn't like going to the vet.



It is nice and warm in the kitchen. Smudge sleeps in a basket. I love Smudge. He is my best friend!

**B** Complete the information card.

Name:	_____	
Eats:	_____	
Drinks:	_____	
Sleeps in a:	_____	

**C** Match the activities to the clocks. Write the numbers.

1. Alice feeds Smudge.
2. Alice gives Smudge some water.
3. Alice brushes Smudge.



\_\_\_\_\_

**D** What does Smudge like and not like? Draw lines to join the pictures.



**E** Write complete answers to these questions.

1. Who feeds Smudge?

Alice feeds Smudge.

2. What does Smudge love?

\_\_\_\_\_

3. When does Alice give Smudge water?

\_\_\_\_\_

4. What does Alice do when Smudge is sick?

\_\_\_\_\_

5. Who is Alice's best friend?

\_\_\_\_\_

# 2 The Torbay Summer Fair

A Look and read.



**Come to the Torbay Summer Fair.  
It's a lot of fun  
for all the family!**




The Torbay Summer Fair is in Foreshore Park. Foreshore Park is by the ocean in Torbay. The fair is open from July 1st to August 31st. It is open every day of the week from 10:00 a.m. to 9:00 p.m.

**You can go on a ride...**

### **The Bumper Cars**

Drive one of these little cars. See how many other cars you can hit!



### **The Merry-go-round**

Ride around and around on a beautiful horse!



**Or you can play one of our games...**

### **The Laughing Clowns**

Put the balls into the clowns' mouths and win a toy!



### **The Lucky Buckets**

Throw a ball into a bucket and win a toy!



And there are many more rides and games!

Entry: adults \$6, children \$3

**We hope to see you soon at the Torbay Summer Fair!**

**B True or false? Circle T for true or F for false.**

1. The fair is only for children. T / F
2. The fair is open the year round. T / F
3. The fair opens at nine o'clock in the morning. T / F
4. There are only two rides at the fair. T / F
5. Children pay less than adults to go in. T / F

**C Write in, to, from, into, or by.**

1. Come \_\_\_\_\_ the fair!
2. The fair is \_\_\_\_\_ Foreshore Park.
3. Foreshore Park is \_\_\_\_\_ the ocean.
4. You throw the balls \_\_\_\_\_ the buckets.
5. The fair is open \_\_\_\_\_ 10:00 a.m. \_\_\_\_\_ 9:00 p.m.

**D Complete this party invitation. Use the words and numbers in the box.**

2:00 p.m. 4599 7626  
56 Johnson Street, Torbay  
5:00 p.m.  
Saturday, May 8th

Please come to my party.  
It's on \_\_\_\_\_,  
from \_\_\_\_\_ to \_\_\_\_\_.  
It's at my home. I live at  
\_\_\_\_\_.  
My phone number is \_\_\_\_\_.  
I hope you can come!



**E Write complete answers to these questions.**


1. What is the first day the fair is open?  
\_\_\_\_\_
2. What time does the fair close at night?  
\_\_\_\_\_
3. What can you win when you play the Laughing Clowns?  
\_\_\_\_\_
4. How much does it cost for adults to go into the fair?  
\_\_\_\_\_
5. How much does it cost for children to go into the fair?  
\_\_\_\_\_



# 1 Extra practice

## A Read and write sentences.

Name: Cindy  
Eats: meat  
Drinks: water  
Sleeps: under my bed



1. This is my dog, \_\_\_\_\_
2. Cindy \_\_\_\_\_
3. She \_\_\_\_\_
4. She \_\_\_\_\_

## B Match the following adjectives to the things they describe.

soft   sick   warm   lovely   poor   nice

1. Smudge \_\_\_\_\_, \_\_\_\_\_
2. the kitchen \_\_\_\_\_, \_\_\_\_\_
3. Smudge's fur \_\_\_\_\_, \_\_\_\_\_

## 2 Extra practice

**A** Write an invitation to a party at your home.

Please come to my party.  
It's on \_\_\_\_\_,  
from \_\_\_\_\_ to \_\_\_\_\_.  
It's at my home. I live at  
\_\_\_\_\_.  
My phone number is \_\_\_\_\_.  
I hope you can come!

**B** Which game or ride? First, write the correct word. Then write the name of the correct game or ride.

drive   put   ride   throw

1. You \_\_\_\_\_ balls into clowns' mouths.  
Name of game: \_\_\_\_\_
2. You \_\_\_\_\_ a ball into a bucket.  
Name of game: \_\_\_\_\_
3. You \_\_\_\_\_ on a horse.  
Name of ride: \_\_\_\_\_
4. You \_\_\_\_\_ a little car.  
Name of ride: \_\_\_\_\_

**C** Write **in**, **to**, **from**, or **by**.

1. Our house is \_\_\_\_\_ the ocean.
2. Please come \_\_\_\_\_ my party.
3. I brush my teeth \_\_\_\_\_ the bathroom.
4. I have a small table \_\_\_\_\_ my bed.
5. I go \_\_\_\_\_ school \_\_\_\_\_ nine o'clock \_\_\_\_\_ four o'clock.
6. The store is open \_\_\_\_\_ eight o'clock \_\_\_\_\_ six o'clock.

# 19 A newspaper story

A Look and read.



Selby News February 16th

## CHILDREN IN LUCKY ESCAPE

There was a big thunderstorm in Selby yesterday. Three children from Selby School had a lucky escape during the thunderstorm. They were standing under a tree when it was struck by lightning.

"Three of my friends and I were playing soccer in Selby Park after school," said nine-year-old Mike



Mike Anderson (aged nine), Cory Saunders (ten), and Philip Mutton (ten) were standing under this tree when it was struck by lightning.

Anderson. "We saw the thunderstorm coming. The clouds got darker and darker.

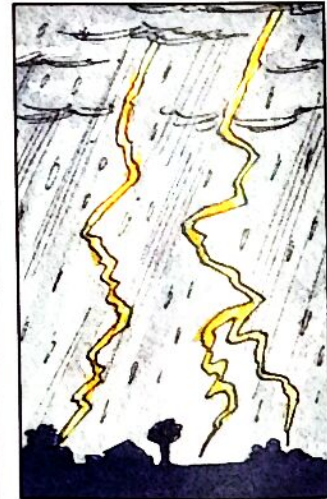
"My friend Hugo went home then. That was the right thing to do! But Cory, Philip, and I kept playing. Then we heard thunder and saw lightning in the sky. It started to rain, so we ran and stood under the big tree at the side of the park.

"Then the tree was struck by lightning. There was a really bright light and a loud 'bang.' We all fell to the ground. Then we heard a loud 'crack.' It was the tree falling over! It all happened very fast. Luckily, the tree didn't fall onto us. No one was hurt. But it was very scary!"

Sergeant Parker, from the Selby Police, said

that the children were very lucky. "It's dangerous to stand under a tree during a thunderstorm," he said. "Lightning often strikes trees. It's best to go inside."

"The next time I'm outside when there's a thunderstorm, I'm going to do what Hugo did," said Mike. "I'm going to go straight home!"



Lightning striking during yesterday's thunderstorm.

.....

**B** Number the sentences from 1 to 6 to tell the story.

- \_\_\_ Hugo went home.
- \_\_\_ The tree was struck by lightning.
- \_\_\_ The other children ran to a tree.
- 1 The children saw a storm coming.
- \_\_\_ The tree fell over.
- \_\_\_ It started to rain.

**C** Write the correct words.

1. Mike thinks that Hugo did the \_\_\_\_\_ thing.  
wrong / right / most dangerous
2. Mike said that the lightning striking the tree was \_\_\_\_\_.  
scary / funny / sad
3. Sergeant Parker said that the children were \_\_\_\_\_.  
silly / clever / lucky
4. It is \_\_\_\_\_ to stand under a tree during a thunderstorm.  
fun / dangerous / good luck
5. Next time Mike is outside during a thunderstorm, he is going to \_\_\_\_\_.  
go home / stand under a tree / stay out in the rain

**D** Who did what? Match the people to the things they did.

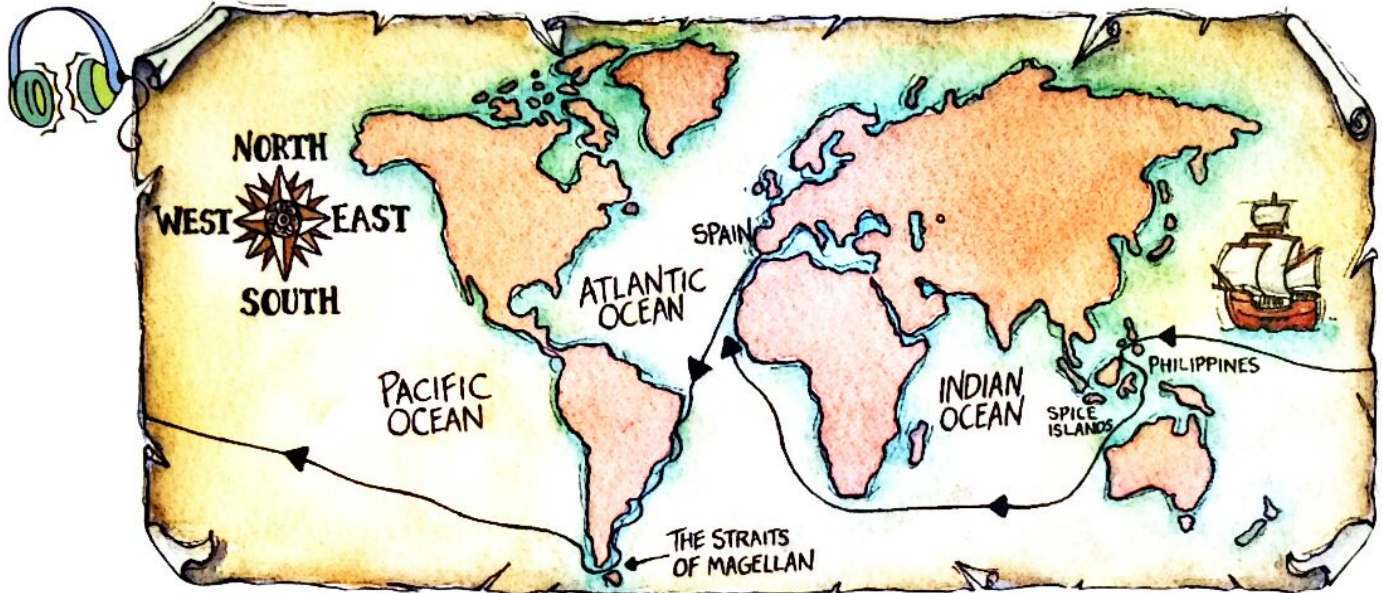
- |                           |                                            |
|---------------------------|--------------------------------------------|
| 1. Mike, Cory, and Philip | a. said that lightning often strikes trees |
| 2. Hugo                   | b. told his story to the newspaper         |
| 3. Mike                   | c. went home when he saw the storm coming  |
| 4. Sergeant Parker        | d. all stood under a tree during the storm |

**E** Are these safe places or dangerous places to be during a thunderstorm? Write **safe** or **dangerous** beside each place. Then talk to a friend.

1. swimming in the ocean \_\_\_\_\_
2. inside a house \_\_\_\_\_
3. on a bicycle \_\_\_\_\_
4. inside a school room \_\_\_\_\_
5. standing on top of a mountain \_\_\_\_\_

# 20 Ferdinand Magellan

## A Look and read.



Ferdinand Magellan was an explorer. He sailed across the oceans looking for new things and places. In 1519, Magellan decided to sail from Spain to the Spice Islands, on the other side of the world. He left Spain in September 1519 with a crew of 270 men. They had five ships.

First, they sailed across the Atlantic Ocean to South America. Then they sailed south. But the weather got worse and worse. One ship was wrecked. The crew on another ship decided to sail back to Spain. But the other three ships found a way to sail around the bottom of South America. On the other side, they came to another ocean. Magellan called it the Pacific Ocean.

They sailed across the Pacific Ocean for four months. During this time, they ran out of food. Many men became sick. Some men died. At last, in March 1521, they arrived in the Philippines. They got some food and water there. But Magellan was killed by some of the people who lived there.

By this time, there were only 115 men in the crew. They decided to sail back to Spain in two ships. Only one ship arrived back in Spain. It arrived in September 1522 with only 18 men on it. They were the first people to sail around the world! Magellan was not with them. But he is famous because he found a way to sail around the south of South America. This part of the ocean is now called the Straits of Magellan.

**B Circle the correct answers.**

1. Where did Magellan decide to sail in 1519?  
to Spain / to the Straits of Magellan / to the Spice Islands
2. Which ocean did they sail across first?  
the Atlantic Ocean / the Pacific Ocean / the Indian Ocean
3. What happened to Magellan in the Philippines?  
He became sick. / He ran out of food. / He was killed.

**C Complete the sentences with the correct words.**

wrecked    ship    sail    ran out    decided

1. Brad and Mary went to Hawaii on a big \_\_\_\_\_.
2. Dan's car was \_\_\_\_\_ when it hit a tree.
3. On weekends, I love to \_\_\_\_\_ on the lake in my boat.
4. We thought about what to do, and then we \_\_\_\_\_ to go to the movies.
5. We \_\_\_\_\_ of milk, so I went to the store to buy some more.

**D Who is talking? Write a, b, or c beside these sentences.**

1. "We arrived in the Philippines in March 1521." \_\_\_\_
2. "We killed Magellan." \_\_\_\_
3. "We arrived back in Spain in September 1522." \_\_\_\_
  - a. 18 men from Magellan's crew
  - b. some people who lived in the Philippines
  - c. Magellan and his crew

**E Magellan's crew traveled around the world. Would you like to travel to somewhere far away? Where would you like to go? Write some sentences. Then talk about it with a classmate.**

---

---

---

---

---

# 19 Extra practice

**A** Match the verbs to the nouns they go with in the story.

**Verbs**

1. see
2. go
3. hear
4. play

**Nouns**

- a. home
- b. thunder
- c. soccer
- d. lightning

**B** Answer these questions. Write numbers.

1. How old is Mike Anderson? \_\_\_\_\_
2. How old are Cory Saunders and Philip Mutton? \_\_\_\_\_
3. How many children were playing soccer after school? \_\_\_\_\_
4. How many children stood under the tree during the thunderstorm?  
\_\_\_\_\_

**C** Make words from these letters. Then put the words into the sentences.

s l d c u o

n g b a

c c a r k

s i i n d e

1. The \_\_\_\_\_ got darker and darker.
2. When the lightning struck, the children heard a loud \_\_\_\_\_.
3. They heard a loud \_\_\_\_\_ when the tree fell over.
4. It's best to be \_\_\_\_\_ during a thunderstorm.

## 20

## Extra practice

## A Complete the sentences with the correct words.

around	to	from	across	in
--------	----	------	--------	----

1. Magellan decided to sail \_\_\_\_\_ Spain \_\_\_\_\_ the Spice Islands.
2. Magellan and his crew sailed \_\_\_\_\_ the Atlantic Ocean.
3. In March 1521, they arrived \_\_\_\_\_ the Philippines.
4. Eighteen men sailed \_\_\_\_\_ the world.

## B Circle the correct words.

1. Magellan and his crew **left** / **arrived in** Spain in 1519.
2. When they sailed south, the weather became **worse and worse** / **better and better**.
3. They found a way to sail around the **bottom** / **top** of South America.
4. When Magellan came to a new ocean, he called it the **Atlantic** / **Pacific** Ocean.

## C Complete the table with the correct numbers.

The number of men in Magellan's crew when they left Spain:	270
The number of ships they started with:	
The number of ships that sailed into the Pacific Ocean:	
The number of ships that started to sail back to Spain from the Philippines:	
The number of ships that finally arrived back in Spain:	
The number of men in the crew who arrived back in Spain:	



**Ready to Read and Write 3 Test 1: Units 1 to 5**

**A Match the words.**

- |         |         |
|---------|---------|
| 1. cook | soccer  |
| 2. tell | a shirt |
| 3. wear | stories |
| 4. play | fish    |

**B Complete the sentences with **tastes, look, feel,** or **smells.****

1. Perfume \_\_\_\_\_ nice.
2. Chocolate \_\_\_\_\_ nice.
3. What's wrong, Sally? You \_\_\_\_\_ terrible.
4. I can't wear these shoes. They \_\_\_\_\_ wet.

**C Reading**

My name is Jake. I love New Year's Eve. I always have a big party. I make lots of food, and I invite all my friends to my house. We stay up until after midnight. At midnight, everyone shouts, "Happy New Year!"

**Answer the questions. Write complete sentences.**

1. What does Jake love? \_\_\_\_\_
2. What does Jake always do on New Year's Eve?  
\_\_\_\_\_
3. What does Jake make? \_\_\_\_\_
4. Where is Jake's party? \_\_\_\_\_
5. What does everyone do at midnight?  
\_\_\_\_\_

**D Look at these word groups. Then choose a word from the box to add to each group.**

1. meat, fish, water, \_\_\_\_\_
2. bumper cars, laughing clowns, lucky buckets, \_\_\_\_\_
3. ten, nine, seven, \_\_\_\_\_
4. brown hair, blue eyes, 34 years old, \_\_\_\_\_

milk    eight    tall    merry-go-round

## Ready to Read and Write 3 Test 2: Units 6 to 10

### A Match the words.

- |         |            |
|---------|------------|
| 1. take | a headache |
| 2. see  | terrible   |
| 3. feel | medicine   |
| 4. have | the doctor |

### B Complete the sentences with **turn off** or **turn on**.

1. It's dark in here. Why don't you \_\_\_\_\_ the light?
2. I'm hot. Let's \_\_\_\_\_ the heater.
3. I don't like this TV program. I'm going to \_\_\_\_\_ the TV.
4. I want to send an e-mail. Can you \_\_\_\_\_ the computer?

### C Reading

My name is Harry. This year, our class play was called "The Nervous King." All the children in the class wrote it. We practiced for four weeks. Rosie was the queen. She wore a long, yellow dress. She was beautiful! I was the king! I was very nervous because lots of people came to see the play.

#### Answer the questions. Write complete sentences.

1. What was Harry's play called? \_\_\_\_\_
2. Who wrote the play? \_\_\_\_\_
3. Who was the queen? \_\_\_\_\_
4. Who was the king? \_\_\_\_\_
5. Why was Harry very nervous?  
\_\_\_\_\_

### D Look at these word groups. Then choose a word from the box to add to each group.

1. mix, stir, fry, \_\_\_\_\_
2. pilot, mechanic, teacher, \_\_\_\_\_
3. coffee pot, computer, heater, \_\_\_\_\_
4. flour, sugar, eggs, \_\_\_\_\_

fridge   vet   pour   salt

# READY to Read and Write

*Ready to Read and Write* is an exciting three-book reading comprehension series for primary students. *Ready to Read and Write* complements the first three levels of all primary courses. The reading texts in this series introduce primary students to a wide range of fiction and non-fiction texts.

Major features of *Ready to Read and Write* are:

## Reading texts

- Colorfully illustrated reading texts
- Carefully controlled vocabulary and grammar structures
- Delightful characters that students will immediately relate to
- Recordings of all reading texts

## Vocabulary development

- Thematic approach to vocabulary building
- Vocabulary used in new contexts

## Reading skills development

- Wide range of clear and simple activities carefully developed for primary learners
- Focus on a wide range of reading skills
- Focus on understanding texts at sentence, paragraph and text level
- Opportunities for pair and group work
- Complete answer key

## Extra practice

- Extension material for each unit

## Tests

- Tests to check students' progress

Each level of *Ready to Read and Write* contains:

- A four-color student's book
- A teacher's guide including answers
- An audio CD



Ur BEST International

ISBN 956-7706-14-5



9 789867 706140