



2



READY *to Read and Write*



Susannah Reed and James Bean

Introduction

Ready to Read and Write is an exciting three-book comprehension series for primary students. The books introduce young learners to a stimulating variety of fiction and non-fiction texts, including letters, cartoon strips, poems, stories, and information texts. Students will encounter interesting and familiar situations and appealing characters. The texts are complemented by colorful and lively illustrations.

Students are introduced to a variety of basic reading skills through a range of carefully written activities. Students will learn skills such as understanding main ideas and details. Students are also encouraged to read between the lines and reach their own conclusions. They will learn to develop basic skills of deduction and inference as well as literal understanding of the text. They are also given the opportunity to respond to the topics in writing and drawing activities.

Each unit is accompanied by a page of Extra Practice activities. These extension exercises cover the same topic and contain the same key vocabulary as the unit. Students can work independently on these pages. The Extra Practice activities can be used for self-study or done in class by students who have completed the unit.

A progress test is provided for every five units to help teachers assess students' comprehension and vocabulary skills.

Contents

Unit	Text type	Functions and structures	Sample sentences	Key vocabulary
Unit 1 Page 6 My town	Illustrated poster	Describing a town There is / are...	There are lots of stores. There is a supermarket. There are two restaurants next to the theater.	town, stores, supermarket, school, library, park, playground, theater, restaurants, bus station, next to, in, across from
Unit 2 Page 8 My day	Series of pictures with captions	Present simple for routines Times	I get up at seven o'clock every morning. After school, I play with my friends, or I watch TV.	get up, get dressed, have breakfast, get ready, pack, classes, homework, seven o'clock, twelve o'clock, half past three, eight o'clock
Unit 3 Page 12 Penpals around the world	Series of pictures with descriptions	Nationalities and languages Describing people's likes	She's eight years old. She comes from France. She likes animals and in-line skating. She speaks French.	penpals, animals, in-line skating, sports, soccer, reading, singing, chess, swimming, surfing, France, Brazil, Japan, Egypt, Australia, Spain, French, Portuguese, Japanese, Arabic, English, Spanish
Unit 4 Page 14 We all need water	Series of pictures with captions	Describing different uses of water	I drink lots of water. I have a shower every night. I water my plant twice a week.	need, water, shower, every, twice, swim, swimming pool, plants, grow, fish, bowl, full
Unit 5 Page 18 Can you find my sister?	Descriptions of different people in a picture	Physical descriptions of people	She's pretty. She has dark curly hair and brown eyes. She's wearing a red T-shirt and a blue skirt. She looks happy.	sister, brother, friend, mother, pretty, young, dark, curly, short, blond, long, straight, brown, blue, green, red, white, yellow, glasses, T-shirt, skirt, shorts, jeans, dress, hat, happy, sad, scared, angry
Unit 6 Page 20 What are you good at?	Series of pictures with speech bubbles	Describing what people are good at Using gerunds and "can"	I'm good at music. I can play the piano and the recorder. I like singing.	good at, music, gymnastics, games, puzzles, art, singing, standing on (my) head, playing board games, drawing, painting, making models, play the piano, play the recorder, do a somersault, chess, take photographs
Unit 7 Page 24 Making a pop-out card	Instructional text with pictures	Giving instructions using the imperative	Draw a circle on a piece of white paper. Draw a spiral inside the circle.	draw, cut out, cut around, cut along, fold in half, glue, write, pops out, circle, spiral, snake, patterns, scissors, construction paper, card, tail, message
Unit 8 Page 26 Good health	Illustrated poster	Positive and negative imperatives for advice	Eat lots of fruit and vegetables. Don't eat too many cupcakes and cookies.	healthy, important, fruit, vegetables, cupcakes, cookies, water, milk, sweet drinks, candy, exercise, fresh air, countryside, teeth, sleep, early, late
Unit 9 Page 30 Growing things	Instructional text with pictures	Giving instructions using the imperative	Put some soil in a pot. Plant some seeds in the soil.	growing, vegetables, tomatoes, carrots, peas, beans, zucchinis, seeds, pot, soil, water, string, stick, sunny, plants, outside, tie, pick, delicious
Unit 10 Page 32 Helping around the house	Picture with speech bubble	Present simple for routines	On Saturday, we help around the house. I clean my bedroom.	clean my bedroom, take my dog for a walk, sweep the floor, do the laundry, make lunch, set the table, wash the car, do the dishes

Unit	Text type	Functions and structures	Sample sentences	Key vocabulary
Unit 11 Page 36 A treasure hunt	Directions	Following directions	Go over the bridge. Don't go through the mud. Turn right and go through the trees.	treasure, follow, directions, start, bridge, mud, grass, trees, hill, river, rock, over, through, around, up, across, under, turn right, turn left
Unit 12 Page 38 Classroom rules	Illustrated noticeboard	Positive and negative imperatives for rules	Listen to the teacher. Don't eat in the classroom.	classroom, rules, listen, shout, fight, sit, eat, make a mess, tidy up, run, quietly, be nice to, garbage, garbage can
Unit 13 Page 42 Jenny's skiing vacation	Description of a picture	Present continuous for current actions	They are having a race through the trees. My dad is winning!	skiing, vacation, lovely, cold, snowing, race, winning, learning to ski, difficult, fun, laughing, falling over, building a snowman, watching, hot chocolate
Unit 14 Page 44 Seasons in New York	Series of pictures with descriptions	Present simple to describe regular events Describing different seasons	Flowers start to grow in the spring. Summer is usually hot and sunny. The weather starts to get cold and windy. Sometimes it snows.	seasons, New York, spring, summer, fall, winter, months, January, February, March, April, May, June, July, August, September, October, November, December, weather, warm, cold, rainy, hot, sunny, cloudy, windy, snow, blossoms, turn, dark
Unit 15 Page 48 Wind	Information text with pictures	Present simple to describe natural processes "Can" for ability	The wind moves clouds in the sky. You can see which way the wind is blowing the trees. Wind can be dangerous. Wind can be useful, too.	wind, clouds, sky, rain, weather vane, points, North, South, East, West, throw, blow, cool, windy, strong, blow your hat off, dangerous, hurricane, blow down, useful, windmills, electricity
Unit 16 Page 50 On the farm	Series of pictures with descriptions	Present simple for routines Times	At seven o'clock, he milks the cows. Then he gathers the eggs. Joe has lunch at twelve o'clock.	farmer, busy, looks after, gets up, milks the cows, feeds the hens, gathers the eggs, visits the sheep, wool, sheepdog, sick, vet, medicine, better, tired
Unit 17 Page 54 The clever crow	Folk tale	Present simple in a story	A black crow lives near a village in the country. He flies around all day looking for food.	clever, crow, village, country, lake, rain, dry, thirsty, hungry, bottle, bottom, reach, stone, beak, drops, another, higher, many, top
Unit 18 Page 56 The bus driver	Description of a bus driver's day	Describing the different things someone does at work	I drive the number 47 bus. I drive around the city all day. When I see people waiting at a bus stop, I stop and pick them up.	bus driver, around, city, waiting, bus stop, pick up, carry, passengers, seats, full, stand, late, on time, traffic, slowly, smile, get on, get off
Unit 19 Page 60 Baby giraffes	Information text	Describing an animal and how it lives	Giraffes live in Africa. Adult giraffes are about 6 meters tall. Sometimes giraffes lie down on the ground.	baby giraffes, lions, centimeters, tall, adult, meters, necks, high up, bushes, look out for, dangerous, kick away, lie down, stand up, quickly, spots, pattern
Unit 20 Page 62 The Transportation Museum	Story with series of pictures	Present simple in a story Sequencing events	First, we go to see the old cars. Next, we go to see an old locomotive.	transportation museum, catch the bus, city, excited, pretend, race, locomotive, cab, plane, bus stop, bus, broken, slowly, fantastic, amazing, terrible, great
Tests Page 66	Four tests to review the language: Test 1 Units 1-5, Test 2 Units 6-10, Test 3 Units 11-15, Test 4 Units 16-20.			

3 Penpals around the world

A Look and read.

Hello! I'm Jenny. Do you have any penpals? I have six! They live all over the world.



This is Mimi. She's eight years old. She comes from France. She likes animals and in-line skating. She speaks French.



This is Carlos. He's nine years old. He comes from Brazil. He likes sports – especially soccer! He speaks Portuguese.



This is Yoko. She's ten years old. She comes from Japan. She likes reading and singing. She speaks Japanese.



This is Omar. He's nine years old. He comes from Egypt. He likes chess and soccer. He speaks Arabic.



This is Jade. She's ten years old. She comes from Australia. She likes swimming and surfing. She speaks English.



This is Luis. He's eight years old. He comes from Spain. He likes animals and sports. He speaks Spanish.

B Match the countries and languages.

- | | |
|--------------|------------|
| 1. France | Spanish |
| 2. Brazil | English |
| 3. Japan | French |
| 4. Egypt | Portuguese |
| 5. Australia | Arabic |
| 6. Spain | Japanese |

C Who's talking? Write the correct names.

1. I'm nine years old. I like chess. I speak Arabic.

2. I'm eight years old. I like animals. I speak Spanish.

3. I'm ten years old. I like surfing. I come from Australia.

4. I'm nine years old. I like sports. I speak Portuguese.

5. I'm ten years old. I like reading. I come from Japan.

6. I'm eight years old. I like in-line skating. I speak French.

D Circle the correct answers.

1. Does Mimi like animals? Yes, she does. / No, she doesn't.
2. Does Luis like chess? Yes, he does. / No, he doesn't.
3. Does Jade like swimming? Yes, she does. / No, she doesn't.
4. Does Yoko like sports? Yes, she does. / No, she doesn't.
5. Does Carlos like sports? Yes, he does. / No, he doesn't.
6. Does Omar like soccer? Yes, he does. / No, he doesn't.

E What do you like? Ask and answer with a friend.

Do you like chess?

Yes, I do.

No, I don't.

4 We all need water

A Look and read.



We all need water. I drink lots of water.



I have a shower every night.



And I brush my teeth twice a day.



I wash my dog Peppi every month, but he doesn't like it!



I swim in water. When it's hot, I like going to the swimming pool.



Plants need water to grow. I water my plant twice a week.



My fish Goldie lives in water! I keep Goldie's bowl full of water.

B True or false? Circle T for true or F for false.

1. Mark never drinks water. T / F
2. Mark has a shower twice a week. T / F
3. Mark brushes his teeth twice a day. T / F
4. Mark never washes his dog. T / F
5. Mark can't swim. T / F
6. Mark has a pet fish. T / F

C Write complete answers to these questions.

1. When does Mark have a shower?

2. What is Mark's dog called?

3. Where does Mark like going in hot weather?

4. What is growing outside Mark's window?

5. What is Mark's fish called?

D Match the first part of the sentence to the second part.

- | | |
|------------------------------------|----------------|
| 1. Mark likes swimming at the pool | every night. |
| 2. Mark brushes his teeth | when it's hot. |
| 3. Mark has a shower | twice a week. |
| 4. Mark waters his plant | every month. |
| 5. Mark washes his dog | twice a day. |

E How do you use water every day? Make a list of all the ways. Then show your list to a friend.

3 Extra practice

A What do they like? Make words and write sentences.



1. He likes swimming. _____
2. _____
3. _____
4. _____
5. _____
6. _____

B What languages do you speak? Read and answer.

1. Do you speak Korean? Yes, I do. / No, I don't.
2. Do you speak French? Yes, I do. / No, I don't.
3. Do you speak English? Yes, I do. / No, I don't.
4. What other languages do you speak? _____

C A penpal letter. Write about yourself. Then draw a picture of yourself.

My name is _____.


I'm _____ years old.

I come from _____.

I like _____

and _____.

I speak _____.



4 Extra practice

A Make words from these letters. Then put the words into the sentences.

h s w a

i m s w

t w e a r

k n i r d

1. When you're thirsty, you need to _____ something.
2. When you're dirty, you need to _____.
3. When you're hot, it's good to _____ in the pool.
4. To keep plants growing, you need to _____ them.

B What can you see in the pictures on page 14? Check the things on this list.

- ___ dog
- ___ cat
- ___ fish
- ___ toothbrush
- ___ glass
- ___ bottle
- ___ plant
- ___ ball
- ___ window
- ___ bowl


C Match the verbs to the nouns.

- | | |
|----------|------------|
| 1. water | your teeth |
| 2. have | your plant |
| 3. brush | a shower |

5 Can you find my sister?



A Look and read.



Can you find my sister? Her name is Susan. She's pretty. She has dark, curly hair and brown eyes. She has glasses. She's wearing a red T-shirt and a blue skirt. She looks happy.

Can you find my little brother? His name is Alex. He's young. He has short, blond hair and blue eyes. He's wearing green shorts and a white T-shirt. He looks sad.

Can you find my friend? His name is Tim. He's tall. He has short, brown hair and glasses. He's wearing blue jeans and a yellow T-shirt. He looks scared.

Can you find my mother? Her name is Lisa. She's tall. She has long, straight hair and green eyes. She's wearing a red dress and a blue hat. She looks angry.

B How do they look? Write sentences.

sad angry ~~happy~~ scared



1



2



3



4

1. She looks happy.

2. _____

3. _____

4. _____

C Who am I? Write the names.

1. I'm wearing shorts and a T-shirt. I have blue eyes. _____

2. I'm wearing a red dress. I have green eyes. _____

3. I'm wearing jeans. I have glasses. _____

4. I'm wearing a skirt. I have glasses. _____

D Hair styles. Read and match.

1. He has short, curly hair.

2. She has long, straight hair.

3. She has long, curly hair.

4. He has short, straight hair.



E Play a guessing game. Describe someone from the picture to your friend. Can your friend guess who it is?

He's wearing...
He has...

Is it this person?

Yes.

No.

6 What are you good at?

A Look and read.




1




Hello. I'm Laura. I'm good at music. I can play the piano and the recorder. I like singing. My favorite instrument is the piano.

2



Hi. I'm Cory. I'm good at gymnastics. I like standing on my head! I can do a somersault.

3



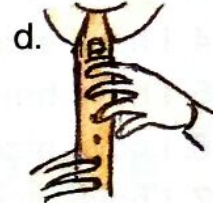
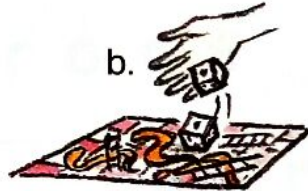
I'm Greg. I'm good at games and puzzles. I'm very good at chess. I like playing board games. I can do difficult puzzles.

4



I'm Janet. I'm good at art. I like painting and drawing. I like making models. I can take good photographs.

B Match the people to what they like doing.



C Write complete answers to these questions.

1. What is Laura's favorite instrument?

2. Who likes standing on his head?

3. What game is Greg very good at?

4. What does Janet like making?

D What are you good at? What do you like doing? Complete the sentences.

1. I'm good at _____ and _____.

2. I like _____ and _____.

E What is your friend good at? Ask questions, and then complete the sentences.

What are you good at?

I'm good at...

What do you like doing?

I like...

1. _____ is good at _____.

2. _____ likes _____.

5 Extra practice

A What do you look like? Check the sentences that are correct for you.

1. I have long hair. ___
2. I have short hair. ___
3. I have straight hair. ___
4. I have curly hair. ___
5. I have brown hair. ___
6. I have black hair. ___
7. I have blond hair. ___
8. I have glasses. ___

B WORDSEARCH.

Find the six clothes words. Circle the words.

S	Q	P	J	X	T
H	D	R	E	S	S
O	K	H	A	T	H
R	Z	Q	N	M	I
T	P	X	S	W	R
S	S	K	I	R	T

C What are **you** wearing? Describe the clothes you are wearing today.

I am wearing _____

6 Extra practice

A Make words from these letters. Then write the words by the correct sentences.

o o p t h p r a g h

e d r r r o c e

s h e s c

s t r a m l u o s e

1. You use a camera to take one of these. _____
2. This game has black pieces and white pieces.

3. You blow into this to make music. _____
4. To do one of these, put your head on the ground and roll over.

B Match the first part of the sentence to the second part.

- | | |
|--------------------|--------------------|
| 1. Jessica is good | play the guitar. |
| 2. She likes | at music. |
| 3. She can | playing the drums. |

C Match the verbs to the nouns.

- | | |
|---------|--------------|
| 1. play | a model |
| 2. do | a somersault |
| 3. take | chess |
| 4. make | a photograph |

READY to Read and Write

Ready to Read and Write is an exciting three-book reading comprehension series for primary students. *Ready to Read and Write* complements the first three levels of all primary courses. The reading texts in this series introduce primary students to a wide range of fiction and non-fiction texts.

Major features of *Ready to Read and Write* are:

Reading texts

- Colorfully illustrated reading texts
- Carefully controlled vocabulary and grammar structures
- Delightful characters that students will immediately relate to
- Recordings of all reading texts

Vocabulary development

- Thematic approach to vocabulary building
- Vocabulary used in new contexts

Reading skills development

- Wide range of clear and simple activities carefully developed for primary learners
- Focus on a wide range of reading skills
- Focus on understanding texts at sentence, paragraph and text level
- Opportunities for pair and group work
- Complete answer key

Extra practice

- Extension material for each unit

Tests

- Tests to check students' progress

Each level of *Ready to Read and Write* contains:

- A four-color student's book
- A teacher's guide including answers
- An audio CD



Ur BEST International

ISBN 986-7706-13-7



9 789867 706133