



1



READY *to Read and Write*



Susannah Reed

Introduction

Ready to Read and Write is an exciting three-book comprehension series for primary students. The books introduce young learners to a stimulating variety of fiction and non-fiction texts, including letters, cartoon strips, poems, stories, and information texts. Students will encounter interesting and familiar situations and appealing characters. The texts are complemented by colorful and lively illustrations.

Students are introduced to a variety of basic reading skills through a range of carefully written activities. Students will learn skills such as understanding main ideas and details. Students are also encouraged to read between the lines and reach their own conclusions. They will learn to develop basic skills of deduction and inference as well as literal understanding of the text. They are also given the opportunity to respond to the topics in writing and drawing activities.

Each unit is accompanied by a page of Extra Practice activities. These extension exercises cover the same topic and contain the same key vocabulary as the unit. Students can work independently on these pages. The Extra Practice activities can be used for self-study or done in class by students who have completed the unit.

A progress test is provided for every five units to help teachers assess students' comprehension and vocabulary skills.

Contents

Unit	Text type	Functions and structures	Sample sentences	Key vocabulary
Unit 1 Page 6 Friends	Cartoon strip story introducing characters	Introductions Asking for and answering basic social questions	Hi, Sophie. How are you? I'm fine. How are you? Harry, this is Ben. Hello. Nice to meet you.	birthday, eight, nine, ten, cake
Unit 2 Page 8 My family	Labeled picture of a family	Introducing family members and their names and ages	This is my mom. Her name is Ann. This is my brother. He is six.	mom, dad, grandma, grandpa, sister, brother, cat
Unit 3 Page 12 Pets	Series of pictures of pets with descriptions	Describing animals	This is my horse. His name's Pluto. He's big and gray.	cat, rabbit, dog, parrot, fish, horse, big, small, black, white, brown, red, green, orange, gray
Unit 4 Page 14 We're going on a picnic	Poem about food	Naming and counting foods	We're going on a picnic. What can you see? I can see apples, for you and for me. How many cupcakes can you see?	picnic, sandwiches, apples, cupcakes, bananas, yogurt, juice, cookies, eggs
Unit 5 Page 18 Fish can swim	Poem about animals	Describing what animals and people can and can't do	Fish can swim. Frogs can't whistle. Can you dance?	fish, birds, rabbits, mice, bees, frogs, dogs, bats, swim, fly, hop, run, jump, sit, sing, dance, whistle
Unit 6 Page 20 Sharing	Speech bubbles describing contents of students' school bags	Stating what you have and don't have	I have a red notebook. I don't have a pencil. I have two erasers. I don't have any crayons.	pen, pencil, ruler, sharpener, eraser, notebook, crayons, felt-tip pens, yellow, blue, pink, orange, green, red, any
Unit 7 Page 24 Making a color spinner	Instructional text for making a simple toy	Giving instructions using the imperative	Draw a circle. Attach the string to the spinner.	draw, cut out, color in, cut, attach, spin, fold, glue, circle, string, red, orange, yellow, blue, green, purple
Unit 8 Page 26 A puppet show	Labeled picture of puppets	Describing physical characteristics	Hansel is young. He's tall and thin. He has short, blond hair.	old, young, tall, short, fat, thin, ugly, handsome, pretty, big, small, hair, nose, eyes
Unit 9 Page 30 Drawing shapes pictures	Instructional text for drawing simple pictures	Giving instructions using the imperative	First, draw two rectangles. Add some small triangles.	rectangle, circle, square, triangle, train, bike, bus, car, boat, plane, taxi
Unit 10 Page 32 Pip and Pop	Cartoon strip story introducing opposites	Opposite adjectives	Pip is big and strong. Pop is small and weak. Pip is wet, but Pop is dry.	big, small, strong, weak, fast, slow, messy, neat, dirty, clean, wet, dry, sad, happy
Unit 11 Page 36 My bedroom	Poem about a child's bedroom and toys	Prepositions of place	There's a doll under the table. There's a yo-yo on the floor. Is the ball under the bed? Yes, it is. No, it isn't.	under, on, in, by, doll, yo-yo, ball, book, kite, jump rope, robot, teddy bear

Unit	Text type	Functions and structures	Sample sentences	Key vocabulary
Unit 12 Page 38 A food project	Series of captioned posters	Likes and dislikes Different kinds of foods	I like pizza and bread. I don't like fish or eggs.	pizza, bread, salad, ice cream, fish, eggs, chicken, fries, cake, vegetables, rice, fruit, spaghetti, meat, cheese, cookies
Unit 13 Page 42 Move your body!	A poem about doing different actions	Action verbs and parts of the body Giving instructions using the imperative	Move your legs. Jump up high. Stretch your arms up to the sky.	feet, toes, head, nose, legs, arms, fingers, hands, eyes, ears, stamp, touch, nod, wiggle, move, jump, stretch, shake, turn around, clap, close
Unit 14 Page 44 Clothes	Series of pictures captioned with speech bubbles	Describing the weather using present simple Describing what you are wearing using present continuous	It's hot and sunny. I'm wearing shorts and a T-shirt.	shorts, T-shirt, sandals, sun hat, raincoat, boots, umbrella, pants, sweater, jacket, shoes, coat, scarf, gloves, hat, hot and sunny, rainy, cold, snowy
Unit 15 Page 48 My home	Plans of a house and an apartment with descriptions	Describing the inside of a house It has... Counting	It has two bedrooms. It has a kitchen and a big living room. It doesn't have a yard.	house, apartment, bedroom, bathroom, kitchen, living room, dining room, playroom, balcony, yard
Unit 16 Page 50 My backyard	Picture of a yard with description	Describing a yard There is / are... Counting	There are two trees. There is a swing. There's a birdbath.	yard, trees, swing, slide, table, chairs, pond, goldfish, flowers, birdbath, birds
Unit 17 Page 54 At the zoo	Series of captioned pictures	Telling the time from clocks and written times Stating what different animals eat	It's eleven o'clock. It's time to feed the elephants. Elephants eat grass and fruit.	two/four/five/six/eleven/twelve o'clock, elephants, penguins, monkeys, lions, giraffes, crocodiles, grass, fruit, fish, leaves, meat
Unit 18 Page 56 Things I can do	Series of captioned pictures	Using "can" to state what people can and can't do	Harry can climb a tree. He can't play with a yo-yo.	climb a tree, sing, whistle, play with a yo-yo, play the guitar, skip rope, ride a bike, stand on her head, make a funny face, ride a horse, do a puzzle, touch his toes
Unit 19 Page 60 After school	Series of pictures captioned with speech bubbles	Present simple for routines	Sometimes, I go to the park. I play soccer and I go in-line skating.	play soccer, go in-line skating, watch TV, do my homework, play on the computer, have dinner, draw pictures, make models
Unit 20 Page 62 At the beach	A letter to a friend	Present continuous for current activities	We are having a wonderful vacation. I am making a big sandcastle. My mom is swimming in the ocean.	at the beach, sunny, pail, shovel, sandcastle, gathering crabs, playing catch, sleeping in the sun, swimming in the ocean, eating an ice cream cone
Tests Page 66	Four tests to review the language: Test 1 Units 1-5, Test 2 Units 6-10, Test 3 Units 11-15, Test 4 Units 16-20.			

1 Friends

A Look and read.



1 Hi, Sophie. How are you?
I'm fine. How are you?
I'm fine, thank you.

2 Harry, this is Ben.
Hello, Ben.
Hello. Nice to meet you.

3 It's my birthday today.
Happy Birthday! How old are you?
I'm eight. How old are you?
I'm ten.

4 Hello, Harry.
Hi, Amy.
Happy Birthday! This is for you.
Thank you! What is it?
It's a cake!

B Read and match the questions and answers.

1. What's your name?
2. How are you?
3. How old are you?
4. What is it?

a. I'm fine, thank you.

b. I'm ten.

c. It's a cake.

d. My name's Ben.

C Read and circle the correct answers.

1. What's her name?
Sophie / Amy



3. What's his name?
Ben / Harry

2. What's his name?
Ben / Harry

4. What's her name?
Sophie / Amy

5. How old is Harry? eight / nine / ten
6. How old is Ben? eight / nine / ten

D Draw a birthday present for your friend. Then act out the conversation.

Happy Birthday!
This is for you.

Thank you!
What is it?

It's a _____!

2 My family

A Look and read.



This is my mom.
Her name is Ann.

This is my grandma.
Her name is Kate.

This is my sister.
She is twelve.

This is my dad.
His name is Peter.

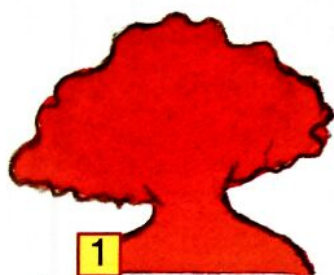
This is my grandpa.
His name is Tom.

This is my cat.
His name is Tramp.

This is me.
I am eight.

This is my brother.
He is six.

B True or false? Read and circle the correct answers.



1

This is my mom.

True / False



2

This is my grandma.

True / False



3

This is my brother.

True / False



4

This is my dad.

True / False



5

This is my grandpa.

True / False



6

This is my sister.

True / False

C Read and match the names.

mom

dad

grandma

grandpa

father

grandmother

grandfather

mother

D Draw a member of your family. Complete the sentences.

This is my _____.

_____ name is _____.

1 Extra practice

A Look and write.

How old are you?
What's your name?
Happy Birthday!
What is it?




B Answer the questions.

What's your name? _____
How old are you? _____


2

Extra practice

A Find six family words.



B Draw a picture or find a photo of your family. Write labels.



C Write about your family.

The _____ family

My name is _____.

My mom's name is _____.

My dad's name is _____.

My brother's name is _____.

My sister's name is _____.

My grandma's name is _____.

My grandpa's name is _____.

17 At the zoo

Feeding times

11:00 – elephants
12:00 – penguins
2:00 – monkeys
4:00 – lions
5:00 – giraffes
6:00 – crocodiles


A Look and read.



It's eleven o'clock.
It's time to feed the elephants.
Elephants eat grass and fruit.




It's twelve o'clock.
It's time to feed the penguins.
Penguins eat fish.




It's two o'clock.
It's time to feed the monkeys.
Monkeys eat fruit and leaves.



It's four o'clock.
It's time to feed the lions.
Lions eat meat.



It's five o'clock.
It's time to feed the giraffes.
Giraffes eat grass and leaves.



It's six o'clock.
It's time to feed the crocodiles.
Crocodiles eat meat and fish.

B Draw the times and write the animal words.

1. It's six o'clock.  It's time to feed the _____.
2. It's four o'clock.  It's time to feed the _____.
3. It's eleven o'clock.  It's time to feed the _____.
4. It's two o'clock.  It's time to feed the _____.
5. It's twelve o'clock.  It's time to feed the _____.
6. It's five o'clock.  It's time to feed the _____.

C What do they eat? Match the animals to their food.

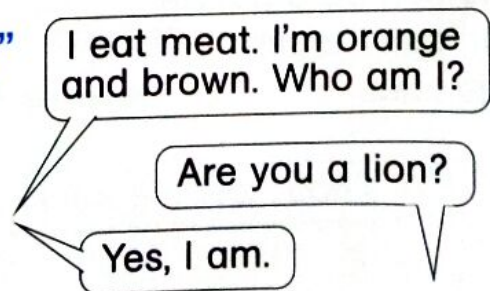


D Who am I? Write the animal words.

1. I eat grass and fruit. I'm gray. Who am I? _____
2. I eat fruit and leaves. I'm brown. Who am I? _____
3. I eat meat and fish. I'm green and brown. Who am I?

4. I eat fish. I'm black and white. Who am I? _____

E Play the "Who am I game" with a friend. Choose an animal and guess.



18 Things I can do

A Look and read.



Harry can climb
a tree.
He can sing.
He can whistle.
He can't play
with a yo-yo.




Amy can play
the guitar.
She can skip rope.
She can ride a bike.
She can't stand
on her head.




Max can make
a funny face.
He can ride a horse.
He can do a puzzle.
He can't touch
his toes.



B Write can or can't.

1.  I _____ play with a yo-yo.

2.  I _____ ride a bike.

3.  I _____ touch my toes.

4.  I _____ climb a tree.

5.  I _____ stand on my head.

6.  I _____ ride a horse.

C Write the correct answers.

- Can Harry sing? Yes, he can.
- Can Amy stand on her head? No, she can't.
- Can Harry climb a tree? _____
- Can Max touch his toes? _____
- Can Amy play the guitar? _____

D What can you do? What can your friend do? Check the table.

	me	my friend		me	my friend
touch your toes			climb a tree		
make a funny face			ride a horse		
play the guitar			ride a bike		
play with a yo-yo			skip rope		
stand on your head			whistle		

Can you climb a tree? Yes, I can. No, I can't.

17 Extra practice

A Animal hide and seek! Make the words and match them to the animals.

1. nilo

2. fefirag

3. nomyek

4. elccorodi

5. ngipuen

6. ptnaleeh




B What's your favorite animal?
Draw a picture and write.

My favorite animal is a

_____.

It is _____.

It eats _____.



18

Extra practice

A What can Sophie do? Look and write.



She can ride a horse.









READY to Read and Write

Ready to Read and Write is an exciting three-book reading comprehension series for primary students. *Ready to Read and Write* complements the first three levels of all primary courses. The reading texts in this series introduce primary students to a wide range of fiction and non-fiction texts.

Major features of *Ready to Read and Write* are:

Reading texts

- Colorfully illustrated reading texts
- Carefully controlled vocabulary and grammar structures
- Delightful characters that students will immediately relate to
- Recordings of all reading texts

Vocabulary development

- Thematic approach to vocabulary building
- Vocabulary used in new contexts

Reading skills development

- Wide range of clear and simple activities carefully developed for primary learners
- Focus on a wide range of reading skills
- Focus on understanding texts at sentence, paragraph and text level
- Opportunities for pair and group work
- Complete answer key

Extra practice

- Extension material for each unit

Tests

- Tests to check students' progress

Each level of *Ready to Read and Write* contains:

- A four-color student's book
- A teacher's guide including answers
- An audio CD



ISBN 986-7706-12-9



9 789867 706126