

# Reading Sprout 1

for Retelling



Judy Kentor Schmauss



# How to Use Reading Sprout

**Reading Sprout** is a three-leveled reading series geared toward students who have completed a phonics series or are in the process of learning phonics. **Reading Sprout** aims to help early learners become fluent readers by building reading skills and the ability to recite and retell stories. The stories in Book 1 are approximately 40 words in length, and they incorporate words from Cambridge Young Learners English Tests. **Reading Sprout** engages young learners through simple and interesting stories with great illustrations that motivate them to read more.

## Reading Sprout Student Book

### Words

The key words of the story are presented with corresponding illustrations as a warm-up.

### Story and Chant

Along with the audio for the story, a story chant offers the opportunity to practice and recognize the rhythmic patterns of the main sentences of the story. The chant enables students to learn in a fun way.

### Read Aloud

Students are encouraged to read repeatedly by recording the total number of times they read the story.

### Illustrations

The 4~5 illustrations help students guess the story in advance, understand the story better, and visualize the story line. They also make reading more enjoyable.

### Talk


Questions are provided that teachers can use to get students interested in the story's theme. The first question is based on the illustrations. The second one is a general topic question that requires students to draw upon their own personal experiences.

### Reading Passage

An amusing and humorous story is told using repeated sentence patterns for easy, rhythmic reading.

### Big Idea Questions

Students' basic comprehension is checked through two gist questions after the story.




### Understand

Students' understanding of the story's events and themes are checked through simple and easy comprehension questions.

### Say

This page offers extensive practice in learning how to retell stories.



Students' understanding of the key words is checked using three different types of vocabulary exercises.

The story is presented in dialogue form. Students can role-play and present the story themselves, reinforcing their reading and speaking skills.

Using the story flashcards in the back of the book, students can practice retelling the stories.

## Flashcards

In the back of the student book are 12 sets of flashcards. The flashcards, with illustrations and sentences from the stories, can be used for retelling and role-play activities.

## Hybrid CD

The hybrid CD contains an e-book with an Answer Key and a variety of teaching materials. Teachers can access review worksheets, story flashcards, word lists, tests, and a teaching guide.



# Reading Sprout Workbook

## Words

Students practice the writing of key words through a phonics approach.

## Sentences

Additional practice of key sentences from the story will help students reach a high level of natural delivery of their sentences.

**Story 1 My Pet Dinosaur**

**Words**

**Write.**

- h \_ d
- \_ \_ i m b
- r \_ d

**Circle and write.**

- h b c l i m b k
- r e p e t k t
- e d r i d e r b
- i e h i d e h

**Sentences**

**Match.**

- Now she can ride.
- She can climb.
- She can hide.

**Write.**

	Can (x3)	she (x2)	ride
1.		she hide?	
2.			climb?
3.			?

Students focus on the spelling and recognition of the key words through a variety of exercises.

Students further practice the key sentences by filling in blanks. The length of the blanks increases with each sentence. By writing the missing parts, students learn to recognize the patterns of the key sentences.

## Story Review

Students use cartoon stickers to help them review the story. The use of stickers allows students to physically and mentally organize the story events in order.

## Summary

In the last exercise, students summarize the story by tracing and writing the key sentences.

**Story Review**

**Put the stickers in order.**

**What are these for? Match.**

- ride
- hide
- climb

**Summary**

**Write the sentences.**

- She can hide.
- She can climb.
- She is too big!
- Now she can ride.

In the second section, students are given a simple visualization of the story by completing a matching exercise.



# Story 1

Words

Track 01



pet



hide



climb




ride

Talk

- Who is playing with the girl?
- Do you have a pet?

# My Pet Dinosaur



Read Aloud

I've read the story 1 2 3 many time(s).




I have a pet dinosaur.  
She is very big.

Can she hide?  
Yes, she can hide.

Can she climb?  
Yes, she can climb.

Can she ride?  
No! She is too big!

Now she can ride.  
I can ride with her!



1. The story is about a pet dog ☐ / dinosaur ☐.

2. The dinosaur can ride ☐ / ☐.

a train



a bike





# Understand


Choose the correct answer.

1. The dinosaur is \_\_\_\_\_.  
a. very big                      b. very small

2. The dinosaur can climb.                      Yes ☐    No ☐

3. The dinosaur can ride a bike.                      Yes ☐    No ☐


Match.



hide



climb



pet







ride


# Say

Listen, choose, and say. Track 04

- a. Can you climb?                      b. Yes, I can hide.  
c. No! I am too big!



Retell the story.



Use the story cards to practice more.




# Reading Sprout Pictionary

Story 12



bean

Story 3




bear

Story 5




birthday

Story 10



body

Story 2




boo

Story 8



bottle

Story 11



brick

Story 11



build

Story 9




carrot

Story 7




clean

Story 1




climb

Story 3



clown

Story 5



cook

Story 7



fall

Story 10



fin

Story 6



fly (파리)

Story 7




fly (날다)

Story 5




friend

Story 2




ghost

Story 8




glass

Story 9




grow

Story 11




hay

Story 1




hide

Story 12



leaves

Story 3




monkey

Story 9



monster

Story 6



nut

Story 9




onion

Story 5



paint

Story 8




paper

Story 1




pet

Story 2




puppy

Story 1




ride

Story 10



round

Story 2



scared

Story 12




seed

Story 4




socks

Story 6




soup

Story 4



spot

Story 12



sprout

Story 11




stick

Story 4




stripe

Story 7



talk

Story 10



teeth

Story 8




trash

Story 4



T-shirt

Story 3



wheel

Story 6



worm



**Story 1. My Pet Dinosaur**

I have a pet dinosaur.  
Can she hide?  
Yes, she can.  
Can she climb?  
Yes, she can.  
Can she ride?  
No, she can't  
Now she can ride.

**Story 2. Playing Ghosts**

Boo! I'm a ghost!  
Mom is not scared.  
Boo! I'm a ghost!  
Dad is not scared.  
Boo! I'm a ghost!  
Woof, Woof!  
Boo! We are ghosts!  
Aaaaah! I'm scared!

**Story 3. Fun On Wheels**

Four wheels.  
One, two, three, four!  
Three wheels.  
One, two, three!  
Two wheels.  
One, two!  
One wheel.  
One!  
Oops! NO wheels!

**Story 4. Spots and Stripes**

My T-shirt has stripes.  
Kim's T-shirt has spots.  
Stripes! Spots! Stripes! Spots!  
I get Stripes.  
Kim gets Spots.  
Stripes! Spots! Stripes! Spots!

**Story 5. The Party**

It's my birthday party.  
Sorry, I'm cooking.  
Sorry, I'm painting.  
Oh, no!  
Here are my friends!  
Happy Birthday! Haha!

**Story 6. Soup!**

Can you make worm soup?  
Can you make nut soup?  
Can you make fly soup?  
We will make soup for you!  
NO~, thank you!

**Story 7. Robots**

Is this a robot?  
Yes, it is.

It can clean.  
It can make cars.  
It can talk.  
It can fly.  
Oops!  
It can fall, too!

**Story 8. It's Supertrashman**

I am Supertrashman.  
I throw trash away.  
Now YOU are trashboys!  
Now YOU are trashgirls!  
Throw trash away.  
Throw trash away.

**Story 9. We Love Onions**

Look! The onion monster!  
He takes onions.  
We grow onions.  
We grow together!  
Now we are happy!  
No more monsters!

**Story 10. A Sad Shark**

No one likes my teeth.  
No one likes my fins.  
I am a sad shark.  
I want to be a round fish.  
Oh no!  
I want to be a shark again!

**Story 11. The House**

A house of hay.  
Oh, no! The wolf!  
A house of sticks.  
Oh, no! The wolf!  
A house of bricks!  
Thank you, little pigs!

**Story 12. My Plant**

A seed.  
Two sprouts.  
Three leaves.  
Four flowers.  
Now I have beans!  
Let's eat up!






She can climb.

Book 1 | Story 1




Now she can ride.

Book 1 | Story 1



I have a pet dinosaur.  
She can hide.

Book 1 | Story 1



She cannot ride.  
She is too big!

Book 1 | Story 1

