

Subject	Social Studies
Key Words	eyes, hat, head, legs, shoes, shorts
Key Pattern	I wear my hat.

Before Reading

Picture Reading

- Ask students to open their books to page 7 and look at the picture.
- Ask students questions to introduce the topic.

- Where are the children?
- What are they doing?
- What are they wearing?
- What do you wear at the beach?

- Ask students to read the sentence and circle the correct word.

Warm-up

Look and match.

- Introduce the key words.
- Play the recording and have students listen and repeat.
- Have students match the pictures to the words.
- Check the answers as a class.

During Reading

Look and Do

- Ask students to open their books to page 8.
- Ask students to look at the picture and say what they see.
- Ask students to circle all the hats.

Reading Passage

- Play the recording and have students listen to the story.
- Have students read the story. This can be done individually, as a class, or in pairs.
- Explain if there are any unknown words or structures.
- Check students' understanding of the story by asking questions. Example: *What does the boy wear on his head? Does the boy wear shoes on his feet?*

After Reading

Reading Comprehension

A. Read and circle.

- Ask students to read and circle the correct answers.

B. Read and match.

- Ask students to match the first parts of the sentences to the second parts.
- Ask them to draw a hat and shorts on the picture of the boy.

Wrap-up

A. Look and circle.

- Ask students to look at the pictures and circle the correct words.

B. Write and match.

- Ask students to complete the sentences with the given words.
- Ask students to match the sentences to the pictures.

Homework

- Workbook: pages 56–57
- Workbook Answer Key: page 40

Lesson Extension

Activity Sheet

Unscramble the words.

- Photocopiable from page 48
(Also printable from Teacher Resource CD)
- Make a copy for each student.
- Have students cut out the words and mix them up.
- Have students make three sentences using the words.
- Have students read the sentences out loud.

Dictation Sheet

- Photocopiable from page 60
(Also printable from Teacher Resource CD)
- Play the recording and have students fill in the blanks.
- Play the recording again and have students listen and repeat.

Game: Pictionary

- See page 36 for instructions.

Student Book Answer Key

Unit 1 pages 7~10

Social Studies
Key Pattern
I wear my hat.

Picture Reading
The children are at the (Beach/ school).

Unit 1 I'm at the Beach

Warm-up Look and match. Track 1

1  shoes shorts hat

2  shoes shorts hat

3  shoes shorts hat

4  eyes legs head

5  eyes legs head

6  eyes legs head

7

Track 2

Look and Do
Circle the hats.

I'm at the beach.
I wear my hat on my head.
I wear my sunglasses on my eyes.
I wear my shorts on my legs.
Where are my shoes?
I don't need shoes. I'm at the beach.

8

Reading Comprehension

A Read and circle.

1 This story is about _____.
a a beach
b a hat


2 I don't need _____ I'm at the beach.
a shorts.
b shoes.

B Read and match.

1 I wear my sunglasses _____
a on my legs.
b on my head.
c on my eyes.

2 I wear my hat _____


3 I wear my shorts _____


What am I wearing?
Look and draw.



9


Wrap-up


A Look and circle.


1  head legs shorts hat eyes shoes

2  shorts hat eyes shoes

3  eyes shoes

4  shorts shoes eyes head shoes hat

5  eyes head shoes hat

6  shoes hat

B Write and match.

my shoes wear I

1 I wear my shoes .
2 I wear my hat .

10