



e-future

DISCOVERY

3.2



Contents

At School

Discover in Reading

Unit 1	Field Trips	6
Unit 2	Classrooms Then and Now	12
Unit 3	Interesting Art	18
Unit 4	Tagged You!	24
	Review 1	30

- **Where** do students go on field trips?
- **How** did classrooms change?
- **What** can you make art with?
- **How** can you play tag?

Clothes

Discover in Reading

Unit 5	Hiking Gear	34
Unit 6	Clothes around the World	40
Unit 7	Jobs and Clothes	46
Unit 8	Carnival Costumes	52
	Review 2	58

- **How** do you get ready for hiking?
- **What** do people wear around the world?
- **Who** wears uniforms?
- **What** do people wear for Carnival?

Around the World

Discover in Reading

Unit 9	Famous Foods	62
Unit 10	Visiting the Museum	68
Unit 11	Rules around the Table	74
Unit 12	Traveling in the Past	80
	Review 3	86

- **What** foods are famous around the world?
- **Why** do people visit museums?
- **How** do people eat around the world?
- **How** did people travel in the past?

Science & Technology

Discover in Reading

Unit 13	Smart Smartphones	90
Unit 14	Tomorrow's Weather	96
Unit 15	Amazing Elevators	102
Unit 16	Moving Around	108
	Review 4	114

- **What** can you do with smartphones?
- **What** kinds of weather are there?
- **How** do elevators work?
- **What** are days, months, and years?



At School

Unit 1

Field Trips

Discover

Where

Unit 2

Classrooms Then and Now

Discover

How

Unit 3

Interesting Art

Discover

What

Unit 4

Tagged You!

Discover

How

Unit

1

Field Trips



Discover
in the Picture

Students are standing in .

They are ready to get on the school .

They are going on a trip today.

line

bus

field

Key Words

A Listen and repeat. ▶ 01

1



field trip

2




museum

3



factory

4



machine

5



firefighter


6



fire truck

B Look and match.

1



museum

factory

2



field trip

machine

3



firefighter

fire truck

4



5



6



Field Trips 02

Schools have **field trips** every year.
Students learn different things outside of school.

Students go on field trips to **museums**.
They can learn about famous art.
They can try making their own art too.

Students go on field trips to **factories**.
They can learn how people use **machines**.
They can try using the machines too.

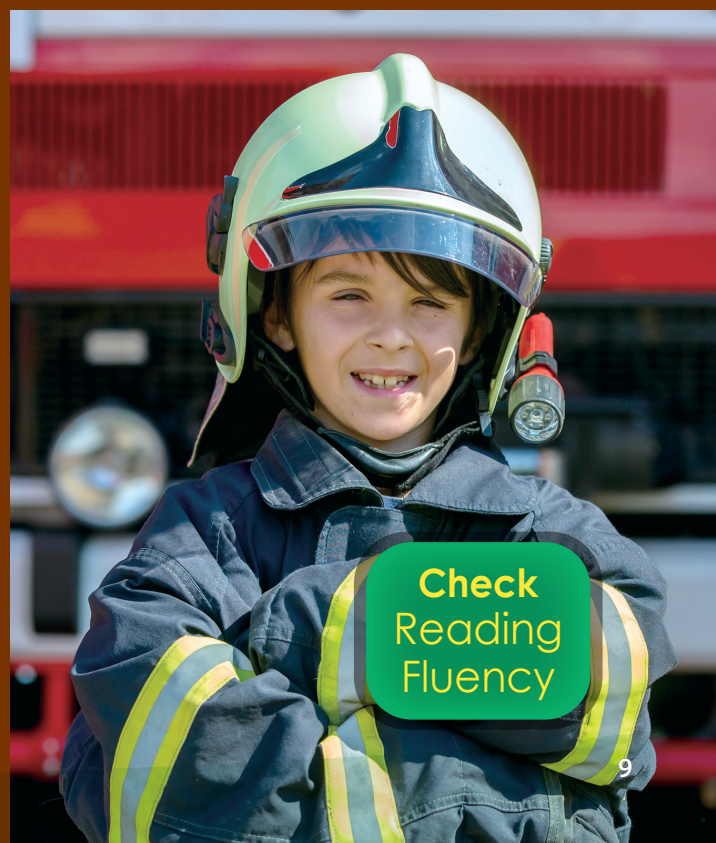
Students go on field trips to fire stations.
They can learn what **firefighters** do.
They can try riding a **fire truck**.
And they can also try on firefighter suits.

Where are you going on your next field trip?

Let's Discover

Where do students go on field trips?





Comprehension

A Read and circle.

1 This passage is about _____.

a jobs

b classes

c field trips

2 Schools have field trips every _____.

a hour

b day

c year

3 Students go on field trips to _____.



schools



factories



restaurants

B Choose and write.

fire stations

school

field trip

fire truck

1 Students learn different things outside of _____.

2 Students go on field trips to _____.

3 They can try riding a _____.

4 Where are you going on your next _____?

Graphic Summary

● Choose and write.

Where Do Students Go on Field Trips?

1



Students go on field trips to _____.

They can learn about famous art.

2



Students go on field trips to _____.

They can learn how people use _____.

3



Students go on field trips to fire stations.

They can learn what _____ do.

firefighters

museums

machines

factories

Grammar Practice

● Circle and write.

1

to / on

Students go _____ field trips to museums.

2

about / with

They can learn _____ famous art.

3

ride / riding

Students can try _____ a fire truck.

4

too / also

They can _____ try on firefighter suits.