


Share

with Friends!


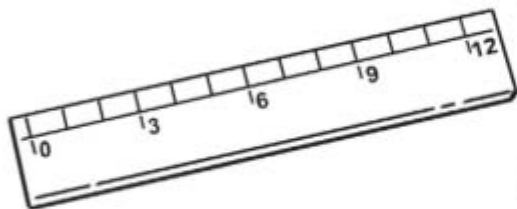
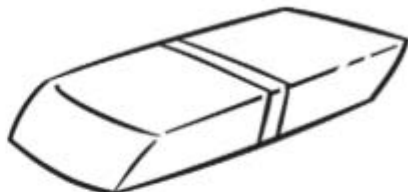
Starter
S

Sharebook



Student A

Student B

**How to Play:**

Students A and B: Color your cards.

Put all 12 cards face up. Study the cards. Then turn them face down.

Student A: Point to a card and ask *What color is it?*

Student B: Answer. Then turn the card over.

You win the card if you are correct.

Example:

Student A: *What color is it?*

Student B: *It's red.*


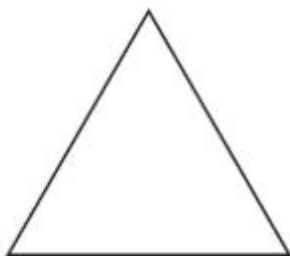

Student A: *Yes! Here you go!*

Student B: *Thank you!*



Student A

Student B

**How to Play:**

Students A and B: Choose one of the six shapes and color it.

Student A: Ask *Is it a circle?*

Student B: Answer *Yes, it is* or *No, it isn't*.

Student A: When B answers yes, ask *What's your name?*

Student B: Write the first letter of your name in the right column on Student A's book.

Now ask another student. Find one name for each shape.

Example:

Student A: *Is it a star?*

Student B: *Yes, it is.*

Student A: *What's your name?*

Student B: *I'm Paolo.*

