

Share It!

Student
Book

Fiona Davis

2



macmillan
education

Powered by
NAVIO



4 Yummy Food!

Lesson 1 Vocabulary

1 Talk about the picture.

Where's Alex?

He's next to Nancy.

2 Listen, point, and say.
Then quiz a friend.

3 Listen and point.
Then chant.

Watermelons, watermelons,
Coconuts and pears.
Apples and oranges,
We can share!

Pineapples, pineapples,
Coconuts and pears.
Bananas and kiwis,
We can share!



Lesson 2 Grammar

1 Listen to Nancy and Alex.
Read and say.

Grammar

Does Dan like bananas?
Yes, he **does**. / No, he **doesn't**.

doesn't = does not

Grammar Practice page 107

2 Look at the picture. Listen and answer.

Does Nancy like apples?

Yes, she does.

3 Sharebook A: page 21
B: page 21

Find Out!

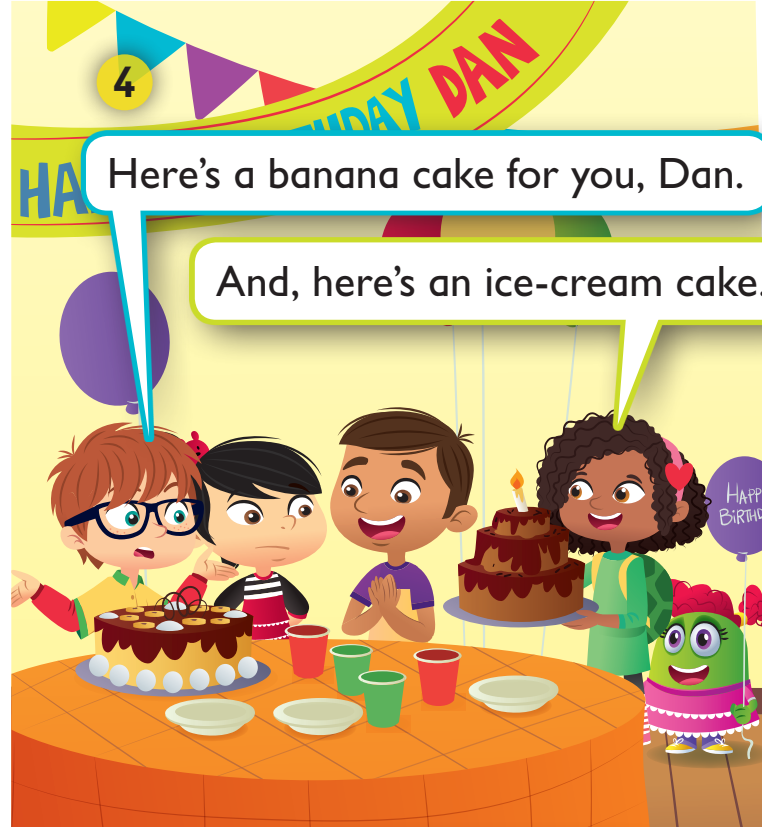
Does she like pears?

Yes, she does!



1 Look and answer. How many cakes are there?

2 Read the story. Then act.

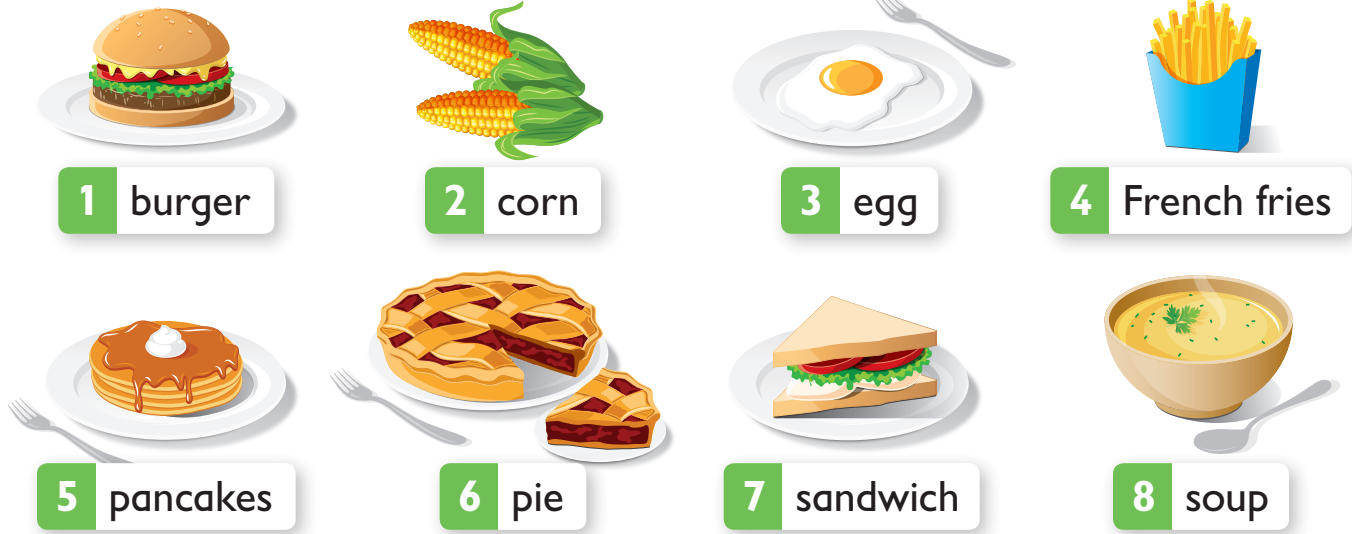


3 Circle. Who tries ice-cream cake?



Value Try new things!

1 Listen, point, and say. Then quiz a friend.



2 Listen and write. Then sing.

A Yummy Treat

- 1 Does he want _____ and _____?
What does he want to eat?
- 2 Does he want a _____ and _____?
What does he want to eat?
- 3 Does he want a _____ and _____?
What does he want to eat?
- 4 Does he want _____ and _____?
What does he want to eat?

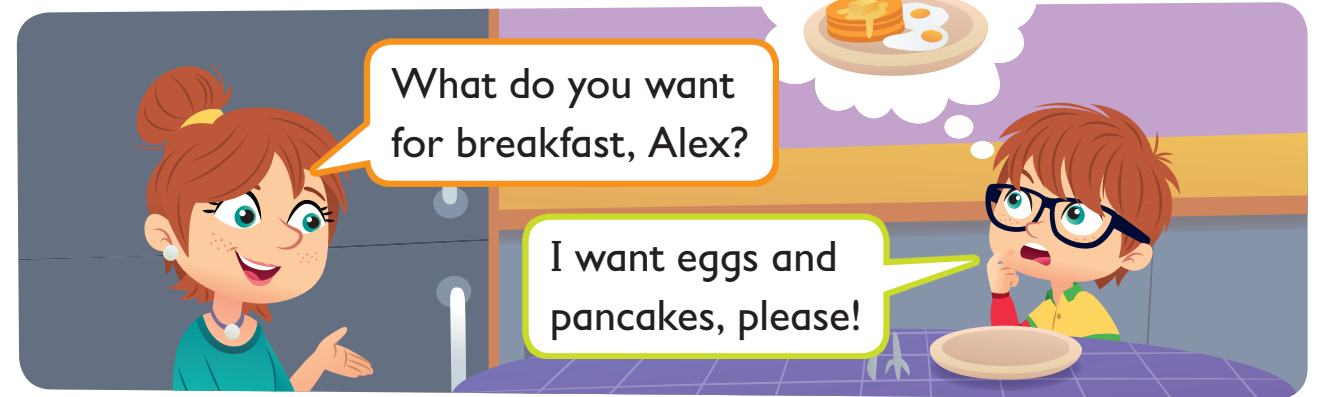


3 Talk about food. Then guess.

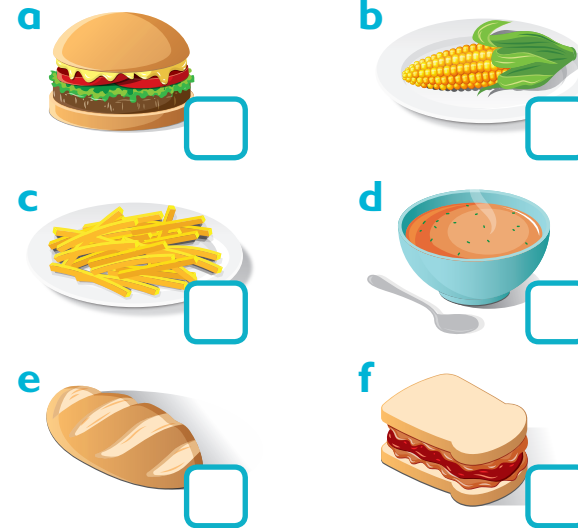
It has bread and meat.

It's a burger!

1 Listen, read, and say.



2 Listen and check (✓).



Grammar

What **do** you **want** for breakfast?
lunch?
dinner?

I **want** eggs and pancakes, please.

Grammar Practice page 107

3 Sharebook A: page 23 B: page 25 What Do You Want for Dinner?

What do you want for dinner?

I want a burger and pie, please.





1 Look. What fruit do you see?

2 Read the text. What grows into a plant?

Life Cycle of a Fruit

1 This is a watermelon farm. Many people like watermelons. They're a very healthy fruit. You can read about watermelons here. They're yummy!

2 This is the life cycle of a watermelon.



- 1 A watermelon **seed** is black. It **grows** into a **plant**.
- 2 The plant is green. It grows big.
- 3 The plant grows flowers.
- 4 Then the plant has fruit.
- 5 The fruit has seeds.
- 6 Now the seeds are on the **ground**. They grow into more watermelons.

3 Watermelons are green and red. They are also very big! Watermelons have a lot of juice. You can drink the juice.



4 I love watermelons!
What's your favorite fruit?




1 Read the text again.

2 Look and match.



- a a watermelon flower
- b watermelon seeds
- c a watermelon plant

3 **Project** Make a life cycle poster for a fruit.



4 **Share it!** Talk about your life cycle poster.

These are the seeds.



Share at Home
Talk about the life cycle of your favorite fruit.


1 Listen, point, and chant.

1  ten	2  egg	3  bed
4  bell	5  yell	6  wet


2 Listen and repeat. Then read and say.

1	ten	hen	pen	red
2	bell	yell	fell	mess
REVIEW				
3	mom	hot	kick	sad

3 Listen, read, and say.



The bed is a mess.



I see ten hens.

1 Play Spin to Win! Use the language from Unit 4.

The spin wheel has 12 segments with the following prompts and images:

- 1. Name it. (Image: French fries)
- 2. Spell it. a _ p _ e (Image: Apple)
- 3. I want a ... (Image: Hamburger)
- 4. Lose a turn!
- 5. I want a ... (Image: Banana)
- 6. Spell it. _ ra _ g (Image: Orange)
- 7. Does he ...? (Image: Coconut)
- 8. Name it. (Image: Watermelon slices)
- 9. Spell it. s _ u _ (Image: Soup)
- 10. What do you want ...? (Image: Sandwich)
- 11. Name it. (Image: Peach)
- 12. Spell it. (Image: Bowl of soup)

How to Play

- Spin with a pencil and paper clip.
- Look, read, and answer.
- Don't know? Lose a turn.
- Get six correct answers to win!

2 Now complete your Progress Tracker in the Workbook.





1 Look at the pictures. How many snacks are there?

2 Read the poem. What do they eat at the store?
2.15

1 After school, I want a snack.
I share it with my brother Jack.
Our mom's cookies are a treat,
But lots of snacks are good to eat.



4 At the store, a bag of grapes!
At my house, chocolate cake!

5 At the zoo, in the sun,
I like ice cream - it's fun!

6 After school, I want a snack.
I share it with my brother Jack.
Milk and cookies are a treat.
What snacks do you like to eat?



3 Read and circle the answer.

- 1 What is the poem about? snacks / ice cream
- 2 What is the boy's name? Jack / John
- 3 What color is the corn? white / yellow
- 4 Which snack is fun in the sun? grapes / ice cream

Share Your World What's your favorite snack?
Where do you eat it? Draw it in your Workbook.



2 By the sea, on the sand,
Yellow corn is in my hand.




3 In the park, with the bees,
Two or three more cookies, please!



Starters

Listening

1 Read the question. Listen and write a name or number. There are two examples.



Examples

What is the new boy's name? Matt

How many brothers does the new boy have? 2

Questions

1 What is Matt's last name?

2 Where does Matt live? on Street

3 What number is Matt's house?


4 What does Matt want for lunch?

5 How old is Matt?

Reading and Writing

2 Look at the pictures. Look at the letters. Write the words.

Example




s h e e p




Questions




.....





.....



.....



.....



.....

