


Unit 9

Lesson 1



1 Match the sentences to the picture. Then color.



1 There's a red bus.

 e

4 There's an orange train.

2 There's a blue car.

5 There's a white airplane.

3 There's a green helicopter.

6 There's a gray motorcycle.

2 Find and write.

1 prehcleito

_____ helicopter _____

2 tirna







3 ubs

4 rotcoemycl

5 rca

6 paarlein

1 Read and match. Then circle the pictures using the correct color.



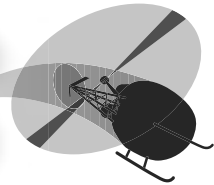
1 = red 2 = yellow 3 = blue 4 = green 5 = purple 6 = brown

- | | |
|--|--------------------------------------|
| 1 He doesn't go to the mall by car. | 4 She doesn't go to school by bike. |
| 2 She goes to the movie theater by bus. | 5 He goes to school by bike. |
| 3 She doesn't go to the beach by helicopter. | 6 He goes to the mountains by train. |


2 Write.

- 1 I go to school by car.
- 2 I don't go to school by bus.
- 3 He goes to school by train.
- 4 She doesn't go to school by bike.

_____ I go to school by car _____



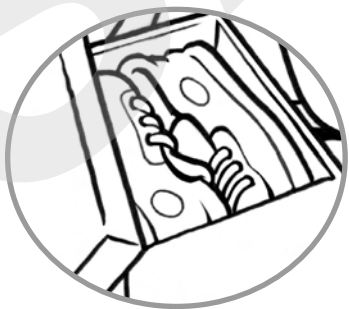
1 Read. Then underline ue and ew.



Sue has new blue shoes.

2 Write *ue* or *ew*.

1 Sue has n_____ bl_____ shoes.



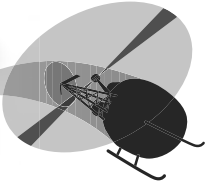
2 I don't like the bl_____ shoes.

3 A box and some gl_____. Look! A n_____ house for my doll!



Unit 9

Lesson 4



Make a display

Care for the environment!

You need:

paper markers pencils

Draw pictures of the environment.



Draw pictures of vehicles that are bad for the environment.



Draw pictures of vehicles that are good for the environment.



Make a class display.



About Me

What can you do to care for the environment?

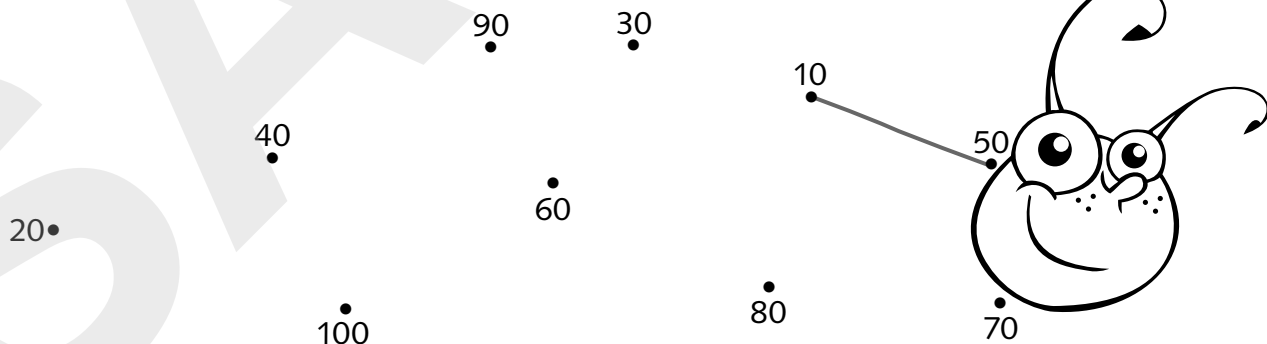
1 Read. Then write the numbers.

- | | | | |
|-----------------------------|-------------------|--------------------|-------------------|
| a <u>100</u>
one hundred | d _____
twenty | g _____
ten | j _____
thirty |
| b _____
forty | e _____
fifty | h _____
seventy | |
| c _____
sixty | f _____
eighty | i _____
ninety | |

2 Read. Then add and write.

- 1 Thirty and ten is forty.
- 2 _____ and twenty is seventy.
- 3 _____ and fifty is eighty.
- 4 _____ and thirty is ninety.
- 5 _____ and ten is one hundred.

3 Read and connect the dots. Then write.



fifty ... ten ... thirty ... ninety ... forty ... twenty ... one hundred ...

sixty ... eighty ... seventy

It's a _____.

1 Complete the questions. Then write the answers for you.

1 How many books are there in your backpack?

There are _____.

2 _____ pencils are there in your pencil case?

_____.

3 _____ pens are there in your pencil case?

_____.

4 _____ children are there in your classroom?


_____.

5 _____ chairs are there in your classroom?

_____.

6 _____ pages are there in this book?

_____.



2 Listen and circle. Then write.

How many apples are there in the picnic box?

1 There are (forty) / fifty and twelve, / (two),

That makes forty-two ...

How many sandwiches are there in the picnic box?

2 There are twelve / twenty and six, / seven,

That makes _____ ...

How many cookies are there in the picnic box?

3 There are thirty / fifty and three, / five,

That makes _____ ...



1 Check (✓) the true sentences. Then write a postcard.

- | | |
|---|--|
| 1 Bangkok is in Thailand. <input checked="" type="checkbox"/> | 3 There are castles. <input type="checkbox"/> |
| 2 There are lots of cars and buses. <input type="checkbox"/> | 4 Some people go to work by river taxi. <input type="checkbox"/> |



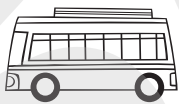
Dear _____,
I'm in Bangkok!
Bangkok is in Thailand.

From _____

12 Washington Street
New York
USA

2 Write the words. Then draw for you.

= school
 = go
 = by
 = to
 = I



I _____

