




Let's Smile

Student Book





Contents

1	At the Circus CLIL Physical Education	6
2	At Home CLIL Social Studies	12
WORLD LINK 1	Fun with Friends	18
3	Going Hiking CLIL Math	20
4	Robot Expo CLIL Art	26
WORLD LINK 2	Hiking Fun	32
5	Summer Clothes CLIL Social Studies	34
6	Winter Clothes CLIL Science	40
WORLD LINK 3	Four Seasons	46



7

Fun Hobbies 48
CLIL **Math**

8

Fruits and Vegetables 54
CLIL **Science**

WORLD LINK 4

Do You Like Collecting Things? 60

9

Lunchtime 62
CLIL **Health**

10

Cool Drinks 68
CLIL **Math**

WORLD LINK 5

Three Meals a Day 74

11

In the Neighborhood 76
CLIL **Geography**

12

Places in Town 82
CLIL **Geography**

WORLD LINK 6

Cities, Towns, and Villages 88

Scope and Sequence 90

Picture Dictionary 92

Characters & Theme Song



Come on, come on!
The bus is here.
It's time to go
And say hello.

Come on, come on!
It's time for class.
Just try.
You'll be surprised!

Let's smile!
We'll play together.
Let's smile!
Have fun forever.
S-M-I-L-E
S-M-I-L-E



Smiley



Kai

Come on, come on!
It's time to explore.
We'll do it together.
It's an adventure!

Let's smile!
And lighten up.
Let's smile!
Come learn with us.
S-M-I-L-E
S-M-I-L-E

We'll smile!
S-M-I-L-E
Let's smile!
S-M-I-L-E

S-M-I-L-E
S-M-I-L-E
Let's smile!

Lily



At the Circus

Lesson 1

A Listen, point, and repeat. 2



1

2

3

4


5

6

6

B Listen and number. Then point and say. 3

He's dancing.

					
dancing	jumping	running	singing	sitting	walking

C Look at A. Listen, point, and repeat. Then ask and answer. 4

What's he doing?



He's jumping.

D Listen and chant. 5

What Are They Doing?



Jumping, singing, dancing.
Sitting, walking, running.



What's he doing? (2x)
He's **jumping**. He's **jumping**.




What's she doing? (2x)
She's **singing**. She's **singing**.




What are they doing? (2x)
They're **dancing**. They're **dancing**.

What's she doing?
What are they doing?


She's **singing**.
They're **singing**.

What's = What is
She's = She is
They're = They are

Lesson 2

A Listen and repeat. 6

B Watch and act. ▶



C Listen and sing.  

What Are You Doing?

What are you doing?

I'm **running**. I'm **running**.

What are you doing?

I'm **jumping**. I'm **jumping**.

What are you doing?

We're **running** and **jumping**.



D Play the game. Ask and answer. 

What's he doing?

He's walking.

1 2 3 4 5 6 7

E Play a guessing game. Ask and answer.



What am I doing?

You're running.





Listen and point. Then chant and dance. 8

The Hokey Cokey Dance

Put one foot in.
 Put one foot out.
 Put one foot in and shake, shake, shake.
 Do the hokey cokey and **turn around**.
 Everybody, **turn around**.



turn around



clap your hands



sing along



sit down

A Play tic-tac-toe*. Ask and answer.

What's she doing?

She's singing.



* Get three in a row to win.

B Look at **A**. Listen and answer. 9

1

A - 1

2

A - 3

3

A - 5

4

A - 8

Fun with Friends

☺ Listen and point. Then look and read. 19

There are many **fun** things to do with friends.



We like walking in the forest.



We like riding bikes together.



☺ Read, choose, and write.



bike



board games



comic books



forest



friends

- 1 I like riding my _____
- 2 I like walking in the _____
- 3 I like playing _____
- 4 I like reading _____
- 5 I like running with my _____

We like running
in the park.



We like reading
comic books together.



We like playing board games.

☺ Draw and write. What do you like doing with your friends?

Draw your picture here.

Draw your picture here.

I like _____
with my friends.

I like _____
