

# Learning Well

**Student's Book**



# 1

with **Digital Student's Book**



**1**  **5.01 Listen and look.**

- 1 What do you hear?
- 2 What do you see?
- 3 What's happening?

**2**  **Talk about you.**

- 1 What animals can you see on a farm?
- 2 What's your favorite animal?

Look! What can you see?



- 1 cow
- 2 sheep
- 3 bird
- 4 goat
- 5 mouse
- 6 duck
- 7 horse
- 8 chicken
- 9 dog
- 10 cat

**Hungry Animals**

On my farm,  
I have a chicken,  
A very hungry chicken.  
Cluck, cluck says the chicken.  
Where's my food?

sheep / Baa, baa  
horse / Neigh, neigh  
duck / Quack, quack

- 1 Listen, find, and say.
- 2 Watch or listen. Move and sing.

1 Listen and read. Is the first animal a sheep?



2 Listen, read, and repeat.

<b>This, that</b>	<b>Look</b>
This is a goat.	That's = That is
That's a sheep.	This = near
	That's = far

3 Listen, read, and write. Use *This is* or *That's*.



- 1 \_\_\_\_\_ a goat.
- 2 \_\_\_\_\_ a cow.
- 3 \_\_\_\_\_ a bird.
- 4 \_\_\_\_\_ a horse.

4 Look at the picture on page 66. Point and say.

This is a horse. That's a cow.



**Before You Read**

- 1 Look at the pictures. Is the chicken fast?
- 2 5.07 Listen and repeat. Then circle the words in the story.  
chicken    duck    black
- 3 5.08 Listen and read. What does the chicken take?

**The Funny Chicken**

1 Let's learn about farm animals. Look! A horse has a long tail.  
Great, I like horses!  
Look! Here's a black button.

2 What's that?  
It's a very big chicken with a very long tail!  
Cluck, cluck, cluck!

3 Cluck, cluck, cluck!  
Hey! Stop! That's my duck!  
Wow! That chicken is fast!

4 Cluck, cluck, cluck!  
Wait! Stop that chicken!

5 That's my dog! And that's my cat!  
Wait!  
Wow! That chicken is fast!

6 Cluck, cluck, cluck!  
Good job, Benny! Where are the toys?  
They're under the chicken!

7 This is his duck!  
Say sorry, chicken.  
Cluck, cluck, cluck!

8 This is her dog!  
And this is her cat!  
I'm sorry. Cluck, cluck, cluck!  
Don't worry! Let's play!

**After You Read**

4 Watch the video. Act out the story.

5 Complete and say. Use the -ck- words.

- 1 That \_\_\_\_\_ is fast!    2 This is his \_\_\_\_\_!  
3 Here's a \_\_\_\_\_ button.



**SEL** Saying Sorry



1 Read the story again. When does the chicken make the children feel bad? Check (✓).

- 1 The chicken is fast.
- 2 The chicken takes the toy duck.
- 3 The chicken takes the toy dog and cat.
- 4 The chicken stops.
- 5 The chicken says sorry.

2 Look, think, and write.

How do they feel when the chicken has the toys?



- 1 The children feel \_\_\_\_\_.
- 2 Sam and Lily feel \_\_\_\_\_.

3 Read the story again. Look and complete.

worry   Say   sorry   Don't   play   sorry   I'm

1 \_\_\_\_\_, chicken!

2 \_\_\_\_\_.

3 Let's \_\_\_\_\_!

4 Read, think, and circle.


When do you say sorry?



- I say sorry ...
- 1 when I share / don't share.
  - 2 when I say something nice / mean.
  - 3 when I listen / don't listen to my teacher.
  - 4 when I help / don't help my friends.
  - 5 when I take / don't take someone's toys.

5 Read and circle.

When I make a mistake and say sorry, I feel ...



6 Work in pairs. Act out a mistake. Then say sorry.

That's my pencil!

I'm sorry.

Don't worry.

**SEL** Go to Wellness Book pages 23-27

1 5.09 Listen and say. 5.10 Then listen and number.



tree



bush



grass



flower


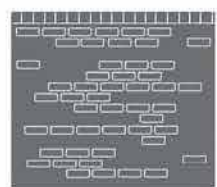


rock



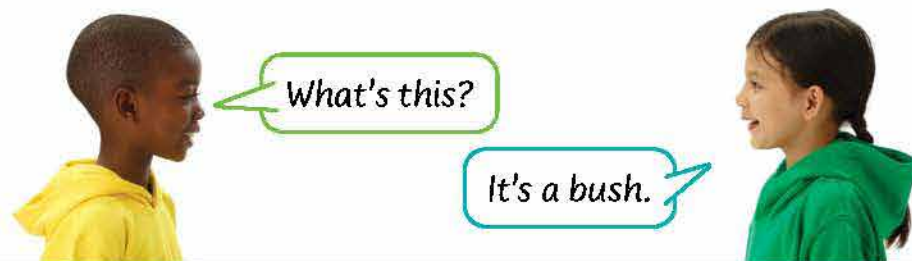
wall

2 Look and write.



1 \_\_\_\_\_ 2 \_\_\_\_\_ 3 \_\_\_\_\_ 4 \_\_\_\_\_ 5 \_\_\_\_\_ 6 \_\_\_\_\_

3 Play with a friend. Look at Activity 2. Point and say.



1 5.11 Watch or listen. Move and sing.

**Goats Everywhere!**

*Goats here! Goats there!  
Eating flowers everywhere!*

Where are the goats?  
They're *behind* the tree.  
Munch, munch, munch.  
Can you see?  
Chorus



*In front of the wall. / Look at them all!  
Between the rocks. / Don't eat the socks!  
Next to the bush. / Wait! Don't push!*

2 5.12 Listen, read, and repeat.

**Be: They're + prepositions**

**Look**  
They're = They are

Where **are** the goats?

They're **behind** the tree.



They're **between** the rocks.



They're **in front of** the wall.



They're **next to** the bush.



3 Look and write. Use *next to*, *behind*, *in front of*, or *between*.

Look at the birds. The blue birds are 1 \_\_\_\_\_ the tree and the orange birds are 2 \_\_\_\_\_ the rock. The gray birds are 3 \_\_\_\_\_ the rock and the black birds are 4 \_\_\_\_\_ the tree and the wall.



4 Look at Activity 3. Ask a friend.

Where are the gray birds?

They're next to the rock.



1 Look at the brochure. What animals do you see?

2 5.13 Listen and read. What do the animals like?


# Visit Maple Farm

Hours: Tuesday–Sunday 9 am–5 pm Phone: (555) 700-1324

Farms are very important. Think about the food you eat; apples, pears, tomatoes, onions, potatoes ... they are all from a farm! But not all farms are the same.

This is Maple Farm in New England, USA. It's an animal farm. Joan Dixon is a farmer. She is very kind to animals. Animals are amazing!

The horses are Barney and Bonny. Bonny is behind Barney. They like carrots!



Joan Dixon

**FUN FACT!** Horses have very big teeth!



Wow! Look at the goats. The brown goat is Fred. The white goat next to him is Billy. Goats are funny!

**FUN FACT!** Goats don't like grass. They like plants and flowers.

The sheep like plants and grass, too. This sheep is Dora. She's between her sister, Flora, and her baby, Daisy.



**FUN FACT!** Sheep are very good mothers. Their babies are called lambs.

3 Read the text again. Match.

- |                                |              |
|--------------------------------|--------------|
| 1 They don't like grass.       | a the horses |
| 2 She's kind to animals.       | b the sheep  |
| 3 The babies are called lambs. | c the farmer |
| 4 They have big teeth.         | d the goats  |



## What animals are on farms near you?

4 5.14 Listen to Leo talk about Maple Farm in the United States. Then answer Yes or No.

- Does Leo like farm animals? \_\_\_\_\_
- Are the horses brown and gray? \_\_\_\_\_
- Is Wally a cat? \_\_\_\_\_
- Does Wally play with the sheep? \_\_\_\_\_
- Does Leo like dogs? \_\_\_\_\_



5 Watch the video. What new animal do you see on the farm? Check (✓).

- |       |                          |         |                          |      |                          |
|-------|--------------------------|---------|--------------------------|------|--------------------------|
| cat   | <input type="checkbox"/> | chicken | <input type="checkbox"/> | cow  | <input type="checkbox"/> |
| mouse | <input type="checkbox"/> | duck    | <input type="checkbox"/> | goat | <input type="checkbox"/> |

Do you visit farms? Where are the farms in your country?

1 5.15 Listen and number.



2 5.16 Watch or listen. Then say.

Excuse me. Where are the horses?

They're over there.

Where?

They're behind the wall.

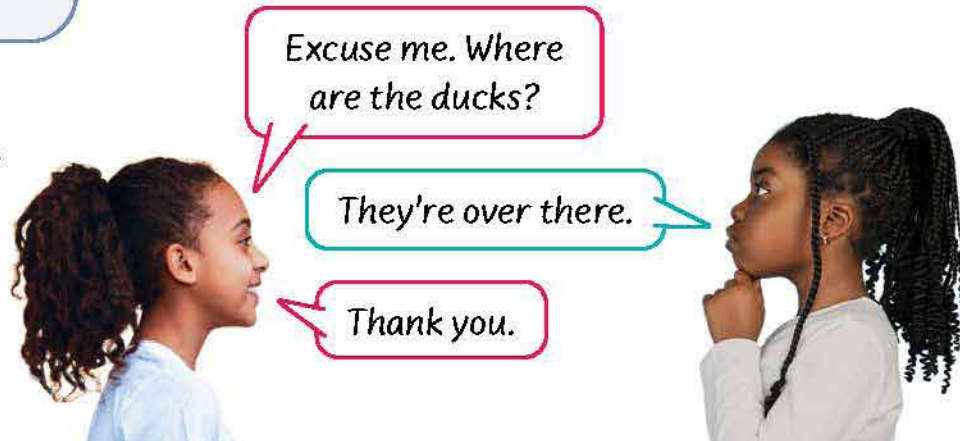
Oh, yes! Thank you.



Ask for Help Politely

Excuse me.

3 Make a new dialogue.



Excuse me. Where are the ducks?

They're over there.

Thank you.

1 5.17 Listen and read. Where are the ostriches?

Ozzy and His Sister

What are they?

They're ostriches. They're very big.

What color are they?

They're brown and black.

Where are they?

They're next to the bush.



Period or Question Mark

Use a question mark at the end of a question.

What are they?

Use a period at the end of a sentence.

They're ostriches.

2 Look at Activity 1. Circle the question marks and underline the periods.

3 Complete with the words in the box. Then add the question marks and periods.

yellow small flowers

Dappy and Her Brothers

What are they \_\_\_

They're baby ducks \_\_\_

They're very \_\_\_\_\_

What color are they \_\_\_


They're \_\_\_\_\_

Where are they \_\_\_

They're next to the \_\_\_\_\_





 Make a poster about a farm in another country.

## 1 Plan

Find out about a farm in another country.

Name of country: \_\_\_\_\_

Type of farm: \_\_\_\_\_

Open for visitors: **Yes / No**

Animals: \_\_\_\_\_

Fun facts: \_\_\_\_\_



## 2 Prepare: A Farm Poster

Complete the information about the farm. Find or draw pictures to show and teach.


This farm is in South Africa.

It's an ostrich farm.

It's open for visitors.

It has ostriches.

A fun fact: Ostriches can run very fast.



## 3 Show and Tell

Talk about the farm. Teach a younger student!

This ostrich farm is in South Africa ...



### What do you know now?

Review Unit 5 in your Workbook.