

Contents

Welcome Unit	pages 3–6
Unit 1 Good Food!	pages 7–15
Review	pages 16–19
Unit 2 Get Well Soon!	pages 20–28
Review	pages 29–32
Unit 3 Out in Space	pages 33–41
Review	pages 42–45
Unit 4 At the Beach	pages 46–54
Review	pages 55–58
Unit 5 Working Together	pages 59–67
Review	pages 68–71
Unit 6 We Love Water!	pages 72–80
Review	pages 81–84
Unit 7 Stories from the Past	pages 85–93
Review	pages 94–97
Unit 8 Our Future	pages 98–106
Review	pages 107–110
Unit 9 What a Great Year!	pages 111–119
Review	pages 120–123
Mid-Year Review	pages 124–125
End-of-Year Review	pages 126–127

1 Read and complete.

van ~~Rick~~ surprise Erin help club

Liam, Emma, Mia, and Adam are with 1 Rick.

Rick sees 2 _____.

She is going to be the 3 _____ counselor this year.

Erin is driving the new club 4 _____.

This year at Amazing Club, the children are going to 5 _____ people in the in the community.

Today, they are going to have a 6 _____.



2 Complete the questions. Then follow the lines and answer.

1



2



3



4



a



b



c



d



1 What's Mia going to do tomorrow? She's going to ride her bike.

2 What's Rick going _____ do this evening? _____

3 What's Adam going to _____ on Sunday? _____

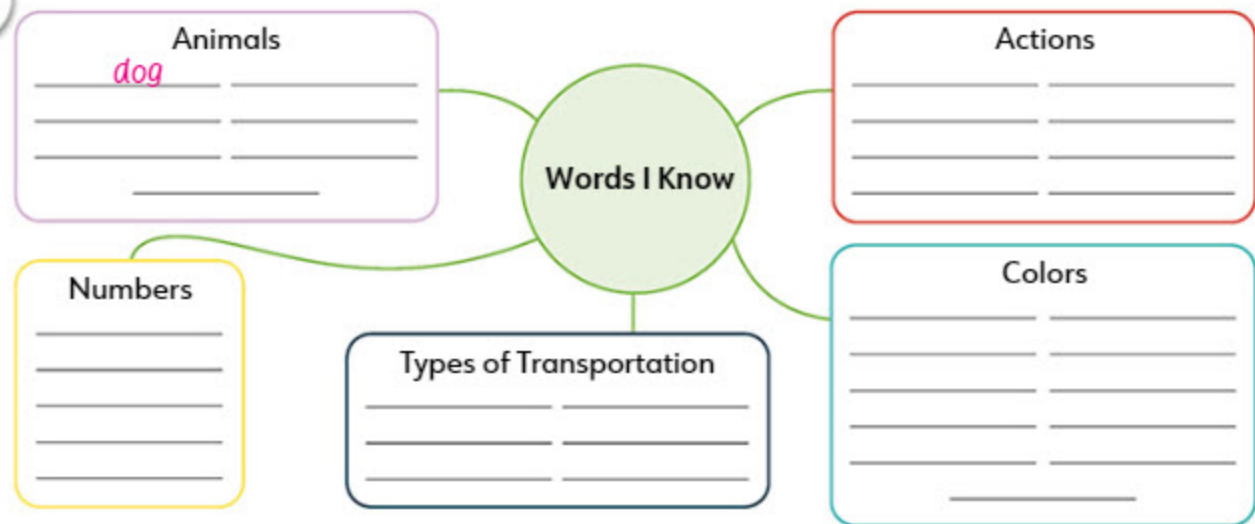
4 _____ Emma going to do on the weekend? _____

Complete the questions. Then answer for you.

5 What are you _____ to do tomorrow? I'm going to _____

6 What _____ you going to do on the weekend? _____

1 Look at the picture on Student's Book pages 6-7. Then complete the mind map.



2 Look and complete the sentences.



1 Adam didn't visit family.
He went to Paris.



2 Liam _____ go to the beach.
He _____ books.



3 Emma and Rick _____ go to a safari park.
They _____ to surf.

Complete for you.

4 In the summer, I didn't _____
I _____

The Book Swap

1 Read the story on Student's Book page 7 again. Then order the sentences.

- a Adam saw a key inside his book, and Emma read an address.
- b The key was for a beautiful, old car.
- c On Saturday, Erin and the children helped clean the shop.
- d The children gave the key to Mr. Sharp.
- e Erin drove the van to the address on the book.
- f When the store was clean, the children chose books to take home.

2 **Exam Practice** Read the text. Choose the right words, and write them on the lines.



My Club Page

Amazing Club is going to be great this year! We have a new counselor. Her name's Erin. She's really nice. We have a new van, too. It's electric. It's

1 _____. This year, we're going to help people in the
2 _____. Erin is going to drive us to different places in the city. On Saturday, we helped Mrs. Brown at the Book Swap. Here, you don't need 3 _____. You give Mrs. Brown your old books, and you can take some new ones. I chose a book about cars. When I opened it, I had a big surprise because it wasn't a book! It was a 4 _____, and there was a key inside and an address. We took the key to the address and met Mr. Sharp. The key was for his fantastic, old car! It was 100 years old. Mr. Sharp was very 5 _____ to have the key again.



Example: hungry ~~nice~~ small

- 1 purple old cool
- 2 community school club
- 3 money books keys
- 4 toy box bag
- 5 angry sad happy

Like Share Comment

3 Read, circle, and write.

I think the story is _____.
I like / don't like the part when _____.

1 Look and circle. Then match.



z
upermarket

s

z
li ard
s

w
eel
wh

ck
par
k



t
eater
th

ch
ildren
tch

w
indow
wh

z
tree
s

2 Use the letters to complete the book titles.



1



ph f

2



wr r

3



er or

4



j g

Spelling Bee Challenge

- Close your books.
 - Ask a friend to test you.
- How many things from Amazing Club can you spell?

Spell "Erin."

E-r-i-n

Lesson 1 | Vocabulary

1 Look and complete the words.



1 p eel _____



2 c _____



3 a _____



4 b _____



5 s _____



6 t _____

2 Look and complete the crossword.



1




2



3



4



5



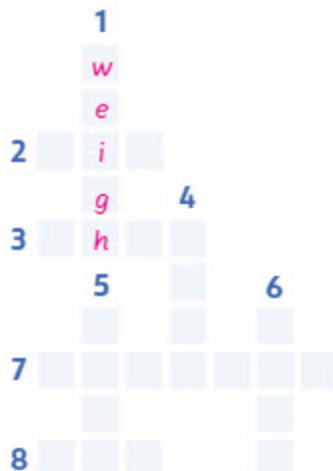
6



7



8



1 Unscramble the sentences.



- make / want / We / to / a banana cake
We want to make a banana cake.
- Emma / to / peel / needs / the bananas

- doesn't / to / weigh / need / She / the bananas

- Adam and Liam / clean up / to / want / don't / the kitchen

- want / They / eat / to / the banana cake

2 Look at the board and complete the sentences.

A pizza: roll out pizza ✓ boil water ✗ chop tomatoes ✓	Toby
A chocolate cake: chop fruit ✗ weigh ingredients ✓	Emma
Fruit salad: peel fruit ✓ fry fruit ✗ chop fruit ✓	Adam and Mia
Vegetable soup: peel vegetables ✓ chop vegetables ✓	Liam

- Toby wants to make* a pizza. *He needs to* roll out the pizza and chop the tomatoes. *He doesn't need to* boil water.
- _____ a chocolate cake. _____ weigh the ingredients.
_____ chop fruit.
- _____ a fruit salad. _____ fry the fruit.
_____ peel and chop the fruit.
- Liam _____ chicken soup. _____ vegetable soup.
_____ peel and chop some vegetables.

3 What are two things you want to do and two things you need to do? Write.

1 1.01 Listen. Circle the letters you hear. Write the words.

1 six

2 _____



3 _____



4 _____



2 Unscramble, classify, and write.



sckdu



xfo



cksor



xmi



ckсна

cks	x
ducks	



3 1.02 Complete the words. Then listen and say the tongue twister.

- 1 Si x 2 chi _____,
Two 3 du _____,
Here comes a big 4 fo _____!
Quick, chicks,
Quick, ducks,
Hide in the apple 5 bo _____!



Spelling Bee Challenge

- Close your books.
 - Ask a friend to test you.
- How many words ending in x and cks can you spell?

Spell "mix."

m-i-x

A Change of Plan

1 Think about the story. Then complete Emma's plan.

What food? 1 apple tarts

How many people? 2 _____ soccer players + 3 _____ other people

How many apple tarts? 4 _____

How many boxes of apples? 5 _____

The soccer team is going to arrive at 6 _____.

2 Exam Practice Read, choose, and write.

was rock sorry great apples ~~cafe~~ boxes picked two helped



My Club Page

Yesterday, we helped at the café. Toby wanted to make apple tarts. He needed 1 _____ so we went to my grandparents' farm in the van. Everybody helped and we 2 _____ a lot of apples. We put six boxes of apples on Grandpa's truck. Then we drove back to the café. I went in the truck with Grandpa. Suddenly, the truck went over a big rock in the road, and the apples fell off! We all 3 _____ pick up the apples, then we went to the café. Grandpa was very 4 _____ because the apples weren't good for apple tarts, but Emma had a 5 _____ idea. She said, "Let's make apple juice!" Then the soccer team came to the cafe. They loved the apple juice!



Now choose the best name for the story. Check (✓) one box.

- a Mia's grandparents have a farm
- b A problem with the apples
- c The soccer team didn't win

Like Share Comment

3 Read, circle, and write.

I think the story is _____.

I like / don't like the part when _____.

1 Look at Liam's breakfast. What does he eat? Circle the words.

toast

nuts

eggs

cereal



honey

cookies

raisins

orange juice

milk

jelly

2 Unscramble and match.

1 elylj jelly

2 rcelae

3 kilm



4 oatst

5 tuns

6 sisnrai

3 Write about your breakfast.

For breakfast, I usually eat _____, but I never eat _____.

1 Read and circle.



Mom: How **1 much** / many milk would you like?
 Bea: A **2 lot** / few, please. I love milk on my cereal.
 Dad: How **3 much** / many nuts would you like?
 Bea: Not **4 many** / much. I don't really like nuts.
 Mom: But nuts are good for you. How many raisins would you like?
 Bea: Just a **5 little** / few, please.
 Dad: Would you like some juice?
 Bea: OK. Just a **6 lot** / little, please. I'm not very thirsty.

2 Complete the questions. Then follow the lines and write the answers.

Lindsay

Rafa

- 1 How many cookies would Rafa like? a few
- 2 How _____ cereal would Lindsay like? _____
- 3 How _____ jelly would Rafa like? _____
- 4 How _____ cookies would Lindsay like? _____
- 5 How _____ jelly would Lindsay like? _____
- 6 How _____ cereal would Rafa like? _____

3 Ask your friend how much of a food they would like. Write the question and answer.

1 Read the article on Student's Book page 18. Label the photos.

bento falafel paella pho



2 Look at the dishes from the article again. Which do you want to try? Why?

3 Scan the article to answer the questions. Circle the correct information.

- | | |
|--|----------------------------|
| 1 What does protein help your body do? | build muscle / fight colds |
| 2 What is paella cooked with? | noodles / rice |
| 3 Where is pho a national dish? | Vietnam / Japan |
| 4 How is falafel served? | round / flat |
| 5 What is a bento box? | a candy box / a lunch box |

1 1.03 **Exam Practice** Listen and check (✓) the box.

Example What is the family eating for dinner?

a b c

1 What does Max like with his meal?

a b c

2 What does the family drink with their meal?

a b c

3 Where is Carla going to go this afternoon?

a b c

2 **Read and match.**

- | | |
|---|----------------------------|
| 1 Would you like some more pizza? | a Yes, of course. |
| 2 Can you pass the salt, please? | b Yes, here you are. |
| 3 Can I have some more ice cream, please? | c No, thank you. I'm full. |
| 4 Would you like some more cheese? | d Yes, please. |

3 1.04 **Complete the dialogue. Then listen and check.**

Max: Can I have some more chicken, please?
 Dad: Yes, 1 of course.
 Carla: Can you pass the fries, please?
 Dad: Yes, 2. Do you want some more fries too, Max?
 Max: No, 3. I've 4.
 Dad: Would you like some more chicken, Carla?
 Carla: Yes, 5. It's really good.



1 **Plan** Think of a meal you like. Write notes for your recipe.

What's your recipe for? _____ _____ _____	What ingredients do you need? Some: _____ A little: _____ A lot of: _____ A few: _____
Circle the actions you need to do for your recipe. wash fry boil chop stir mix peel weigh pour add roll out taste	How much time does your recipe take? _____ _____ _____

2 **Write** Write a recipe.

My recipe for _____
 Preparation time: _____
 Ingredients: _____



1. First, _____
 2. Next, _____
 3. Then _____

3 **Check** Read and check (✓) your work with a friend.

- | | |
|--|--------------------------|
| I made a list of ingredients and quantities. | <input type="checkbox"/> |
| I wrote how long the recipe takes to make. | <input type="checkbox"/> |
| I wrote instructions and used numbers and words to show the order. | <input type="checkbox"/> |
| I said what actions you need to do at each stage. | <input type="checkbox"/> |

1 Find and circle twelve words. Then classify and write the words.

Actions	Ingredients
roll out	_____
_____	_____
_____	_____
_____	_____
_____	_____

2 Look at the pictures and complete the instructions.

- Ingredients: chocolate and milk
Add the chocolate to the milk. Then stir.
- Ingredients: _____ and potatoes
First, _____ the vegetables.
- Ingredients: 100g _____
First, boil some water. Then _____ the pasta.
- Ingredients: apples, _____, and oranges
First, _____ the fruit.
- Ingredients: eggs and oil
_____ the _____ in a hot pan.
- Ingredients: 200g _____ First, _____ the sugar.

3 Complete the dialogue.

few need to don't lot much many ~~want to~~

Boy: Mom, we 1 want to have a picnic in the park.

Girl: That's a nice idea. What are you going to take?

Boy: Well, we 2 _____ take some sandwiches and some chips.

Girl: How 3 _____ sandwiches do you need?

Boy: We need four sandwiches.

Girl: And some juice? How 4 _____ juice would you like?

Boy: A 5 _____. It's very hot!

Girl: Do you want to take a 6 _____ cookies?

Boy: No, we 7 _____ need to take cookies because Emma is going to bring some.

Girl: Great! Have a good picnic.

4 Unscramble the questions. Then look and circle the answers.

sugar / much / How / is there / a soda / in / ?

1 How much sugar is there in a soda?
A lot. / Not much.

in / much / is there / How / milk / sugar / ?

2 _____
A lot. / Not much.

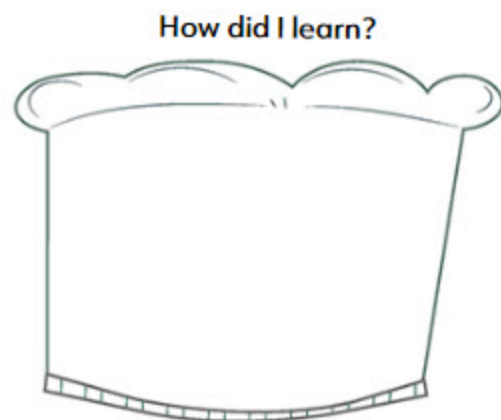
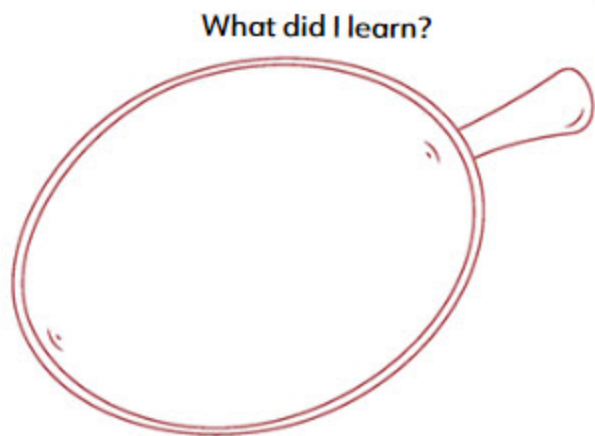
raisins / many / How / need to / the cake / make / do you / ?

3 _____
A lot. / A few.


jelly / much / How / on your toast / would you like / ?

4 _____
A lot, please. / Just a little, please.

✓ Read. Write or draw, circle, and check (✓) your answers.



How well did I do?



What can I do next?

- I can ...
- practice the new words.
 - read the story again.
 - play the digital games again.
 - read English recipes on the internet.

1.05 Listen and write. There is one example.



✓ Exam Tip

Write your answers in pencil, then check them the second time you listen.

Cooking Lessons

- | | |
|------------------------------|---------------------------|
| Place: | the <u>community café</u> |
| 1 Time and day: | 5:30 p.m. on _____ |
| 2 You can learn: | to make _____ |
| 3 The teacher's name is: | _____ |
| 4 Need to bring: | some _____ |
| 5 At 6:30 p.m. families can: | _____ the snacks |