

Scope & Sequence

Unit	Vocabulary	Grammar	Reading	Social-Emotional Learning (SEL)	CLIL and Literacy	Education for Sustainable Development and Citizenship (ESDC)	Communication Skills
Welcome pages 5–8	Numbers 11–20 Months of the Year	What color is it? Where's the duck? Can you ride a bike? Yes, I can.	<i>A Treasure Hunt</i>				
Unit 1 Sports for All pages 9–22	Sports badminton, baseball, basketball, biking, hockey, skateboarding, soccer, swimming, table tennis, tennis Sports Equipment bat, elbow pads, gloves, helmet, knee pads, racket	I go swimming on Tuesdays. I don't play tennis. Do you play baseball? Yes, I do. / No, I don't. Do you have knee pads? Yes, I do. Do you have a helmet? No, I don't.	<i>Sam Plays Basketball</i> Phonics: a_e	Self-Awareness Believing in Myself	Physical Education Advertisement: <i>After-School Clubs</i> garden, grow, dirty, protect, hard Visual Literacy: Identify the main idea and details	Global Citizenship Different after-school clubs Research Project After-School Club	Listening: Listen for the main idea Speaking: Ask for and respond to permission Writing: Use capital letters
Unit 2 The Weather and Me pages 23–36	Weather cloudy, dry, foggy, icy, rainy, snowy, stormy, sunny, wet, windy Seasons and Outdoor Activities spring, summer, fall, winter, have a picnic, plant flowers	What's the weather like? It's windy. What are you doing? I'm flying a kite. I like planting flowers in spring. I don't like playing in the snow. Do you like having a picnic? Yes, I do. / No, I don't.	<i>The Weather Cave</i> Phonics: i_e	Self-Management Learning to Focus	Science Article: <i>World Weather</i> heavy, monsoon, dangerous, river, strong, safe, tornado, rainforest Information Literacy: Identify difference in setting	Global Citizenship Differences in weather around the world Research Project Weather Report	Listening: Use pictures to help understanding Speaking: Make and respond to suggestions Writing: Use capital letters
Unit 3 All About Animals pages 37–50	Animals 1 beak, bear, donkey, eagle, fox, fur, neck, swan, tail, wing Animals 2 crocodile, elephant, giraffe, monkey, parrot, snake	It has fur. It doesn't have a long tail. Does it have a long tail? Yes, it does. Does it have brown fur? No, it doesn't.	<i>A Strange Animal</i> Phonics: o_e and u_e	Social Awareness Understanding My Friend's Feelings	Science Website: <i>Amazing Animals</i> desert, nocturnal, large, swamps, snakes Critical Literacy: Identify facts and opinions	Global Citizenship Amazing animals from different countries Performance Project Save the Animals	Listening: Listen and make deductions Speaking: Ask and tell the time Writing: Use adjectives in order
Unit 4 Our World pages 51–64	Countries Brazil, Canada, China, India, Mexico, New Zealand, Poland, Spain, the UK, the USA Fruit coconuts, kiwis, limes, mangoes, pineapples, watermelons	Her national sport is baseball. Our national sport is soccer. What are these? They're coconuts. What are those? They're mangoes.	<i>India Park</i> Phonics: -ai- and -ay	Social Awareness Enjoying New and Different Things	Literature Poem: <i>Children's World Poetry Competition</i> poems, styles, lines, rhymes, poets Information Literacy: Identify details in poems	Global Citizenship Poems from another country Research Project A Guided Tour	Listening: Listen for key words Speaking: Ask and answer about where you are from Writing: Write a shape poem
Unit 5 Fun Time pages 65–78	Free-Time Places café, countryside, forest, lake, mountain, movie theater, restaurant, river, sports center, swimming pool Free-Time Activities climb a tree, do a puzzle, go to the playground, play a board game, read a comic, walk the dog	He plays with the children on Saturdays. He doesn't play inside on Thursdays. Does he go to school on Saturdays? No, he doesn't. Does he read a comic? Yes, he does.	<i>At the Fun Tower</i> Phonics: -ee- and -ea-	Self-Awareness Understanding My Big Feelings	Physical Education Brochure: <i>Pirate Activity Camp</i> adventures, sail, ship, pirate, treasure Visual Literacy: Use photos to understand a setting	Global Citizenship Activity camp in another country Research Project Activity Camp	Listening: Listen for names and numbers Speaking: Ask and answer about your address Writing: Use commas
Unit 6 Tropical Fun! pages 79–92	Beach and Jungle beach, cap, gorilla, ice pop, insect, jungle, leaf/leaves, plant, sandals, wave Beach Activities collect shells, draw in the sand, look for fish, make a sandcastle, play volleyball, swim in the ocean	There are some red insects. There aren't any insects. What are you doing? We're swimming in the ocean. Are you collecting shells? Yes, we are. / No, we aren't.	<i>Benny and the Waves</i> Phonics: -y and -igh-	Self-Awareness Trying New Things	Social Studies Encyclopedia: <i>The Layers of the Jungle</i> toucan, sunlight, anaconda, caiman Visual Literacy: Extract information from an infographic	Global Citizenship Jungle animals Research Project Beach Rules	Listening: Listen for setting Speaking: Make and respond to suggestions Writing: Use <i>and</i> and <i>but</i>
Unit 7 Getting Around pages 93–106	Transportation boat, bus, drive, fly, helicopter, motorcycle, plane, sail, train, truck Traffic crosswalk, seat belt, sidewalk, sign, traffic, traffic light	What's she doing? She's driving. Is she driving a truck? Yes, she is. / No, she isn't. Cross at the crosswalk! Don't run!	<i>The Runaway Train</i> Phonics: -ow and -oo-	Self-Management Thinking Before Acting	Health and Safety Brochure: <i>Bike Safety</i> safe, reflectors, bike lane, hand signals Visual Literacy: Use photos to understand concepts and words	Global Citizenship Transportation in another country Community Project Bus Safety	Listening: Listen for sequence Speaking: Cross the road safely Writing: Use exclamation points
Unit 8 Whose Is This? pages 107–120	Possessions bag, camera, cell phone, glasses, headphones, mat, mirror, picture, tablet, watch Parts of a Building balcony, door, elevator, roof, stairs, window	Whose glasses are these? They're mine / yours / hers / his. Whose bag is this? It isn't ours / theirs. Is it Emma's house? No, it isn't. It's Jemma's.	<i>Lost and Found</i> Phonics: -oo- and -ou-	Self-Management Being Patient	Art Advertisement: <i>Upcycle Craft Events</i> planet, upcycle, reuse, wind chimes, easy, cans Visual Literacy: Use pictures and video to understand concepts and words	Global Citizenship Make an upcycle craft Creative Project Upcycle Crafts!	Listening: Listen for detail Speaking: Show interest Writing: Write a message
Unit 9 City Life pages 121–134	Places in a City bank, bus station, downtown, hospital, library, mall, market, parking lot, supermarket, train station Family and Times in the Past aunt, cousin, last night, last weekend, uncle, yesterday	Yesterday, I was at the bank. I wasn't at the hospital. Where were you yesterday? I was at the market.	<i>The Surprise</i> Phonics: -y and -ey	Self-Awareness Knowing When to Ask for Help	History Encyclopedia: <i>The City of Rome</i> emperor, speeches, amphitheater Visual Literacy: Understand the setting of a place	Global Citizenship Modern and ancient cities Research Project City Map	Listening: Predict what you will hear Speaking: Ask and tell the time Writing: Write a diary entry

Grammar Booster pages 135–143

Learning Well Amazing Park

Look! What can you see?

1 Sports for All

Talk about sports
Read an advertisement
Write about an after-school club

2 The Weather and Me

Talk about the weather
Read an article
Write to a pen pal

3 All About Animals

Describe people
Read a blog
Write a description of an animal

4 Our World

Talk about countries
Read poems
Write a shape poem

5 Fun Time

Talk about free-time places
Read a brochure
Complete a form

6 Tropical Fun!

Talk about houses
Read an encyclopedia entry
Write a description of a place

7 Getting Around

Talk about transportation
Read a brochure
Write a short story with pictures

8 Whose Is This?

Talk about objects
Read an advertisement
Write a message about a school party

9 City Life

Talk about places in a city
Read an encyclopedia entry
Write a diary entry



1 0.01 Listen, find, and say.

2 Play a memory game. Ask and answer about the doors.

What color is 11?

It's blue.

Where's the duck?

It's on number 20.

3 Look, find, and count.



Family Days at Amazing Park

January		sing	July		fish
February		skate	August		play games
March		fly a kite	September		ride a bike
April		take photos	October		dance
May		ride a horse	November		draw
June		swim	December		paint

- 0.02 Listen, find, and say.
- 0.03 Look at the poster in Activity 1. Listen and say Yes or No.
- 0.04 Listen and sing.

A New Year

A new year at Amazing Park.
Come and have fun!
Come to Amazing Park,
Everyone!

January, February, and March,
April, May, and June.
Let's have fun this year!
See you soon!

July / August / September
October / November /
December

- Ask and answer about the activities in Activity 1.

Can you ride a bike in September?

Yes, we can.

- 0.05 Listen and read. What's the game?
- Watch the video. Act out the story.

A Treasure Hunt

1 Hi, Benny! I'm looking for Lily. Come on! Let's look in the trees.

2 Hi, Sam! Hi, Benny! Come up!
Hello, Lily! It's really high! I can't climb. Oh, look! There's a blue button!


3 Look, Benny! Now we can go up, too!

4 Look at the boxes!
It's a treasure hunt! Look for the things on your list. You have 15 minutes!
OK. Let's all go together!

5 Look at Benny! He has the banana!
Wheeeeeeeee! Amazing Park is fun!

6 Great job!
Thanks! We're a great team!


- 1  0.06 Listen and sing. Follow along with your finger.


 **The Alphabet**

I can sing the alphabet.
Sing along, too!
Let's sing the alphabet,
Me and you!

A, B, C, D, E, F, G,
H, I, J, K, L, M, N, O, P,
Q, R, S, T, U, V,
W, X, Y, and Z!

paint



- 2  0.07 Spell the words. Listen and repeat. Then ask and answer.

blue bird apple rock paint yard

How do you spell "blue"?

B-L-U-E.

- 3 Think about Amazing Park. Read and answer with your body.

- 1 This year, do the children wear A red hats or B blue hats?
2 Does Benny live in Amazing Park?





1.01 Listen and look.

- 1 What do you hear?
- 2 What do you see?
- 3 What's happening?

2 Talk about you.

- 1 Do you like sports?
- 2 What are your favorite sports?



Look! What can you see?

1 swimming

2 basketball

3 soccer

7 skateboarding

4 badminton

5 table tennis

6 hockey

8 biking

9 baseball

10 tennis

Give It a Go!

Try a new sport.
Give it a go!
Bounce and kick!
Catch and throw!

Go swimming in the morning.
Play baseball after a snack.
Play badminton in the afternoon.
Whack! Whack! Whack!

biking	skateboarding
basketball	soccer
tennis	hockey

1 **1.04** Listen and read. What sport does Lily choose?

Hi, Lily! Let's try a new sport today! Do you go swimming?




Yes, I do. I go swimming on Tuesdays.

What about baseball? Do you play baseball?



No, I don't. And I don't play tennis.

So do you want to try baseball or tennis?



Can I try tennis, please? Hey, Benny! That's my ball!

2 **1.05** Listen, read, and repeat.

I go / don't go ... Do you... ?

I go swimming on Tuesdays.
Do you play baseball?

I don't play tennis.
Yes, I do. / No, I don't.

Look
don't = do not

3 **1.06** Listen and complete.

- I play basketball on Tuesdays.
- I _____ skateboarding.
- _____ go swimming?
Yes, _____.
- _____ play hockey?
No, _____.

basketball on Tuesday ✓
skateboarding ✗
swimming ✓
hockey ✗



4 Ask and answer about the sports on page 10.

Do you go biking?

Yes, I do. I go biking on Saturdays.

Grammar
Booster
page 135

Before You Read

1 Look at the pictures. What sports can you see?

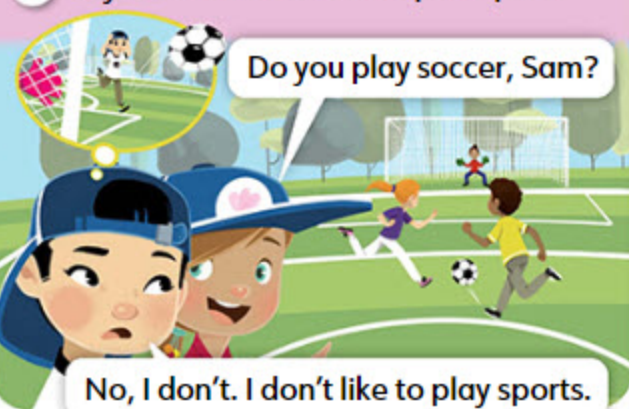
2 1.07 Listen and repeat. Then circle the words in the story.

game name baseball

3 1.08 Listen and read. Does Sam like sports now?

Sam Plays Basketball

1 Lily and Sam are at the sports park.



Do you play soccer, Sam?

No, I don't. I don't like to play sports.

3 Look! Here's a ball. And there's a yellow button!



Great! Let's push it!

2 Lily has an idea.

Come on, Sam! Let's play basketball! It's fun.


Hmm, I don't know. Do you have a ball?



No, I don't.

4 Lily and Sam play basketball together. Sam is happy now.

Wow! Great job, Sam!



This is fun!

5 Some children want to play, too, but Sam feels nervous.

Sam can play basketball without the button!

Hi! Can we play basketball with you?

Um ... I don't know.

Come on, Sam! Let's play a game together! You can do it!

7 I'm not good. It's the ball with the button. It's amazing!



No, Sam! Benny has that ball! Look! You can play!

Really? I can? Wow!

6 Amazing! What's your name?

I'm Sam.



You're really good, Sam!

8 One week later ...

Do you play badminton, Sam?



Yes, I do. I play badminton and basketball and baseball, too. I like sports!

After You Read

4 Watch the video. Act out the story.

5 Complete and say. Use the a_e words.

1 What's your _____? 2 Let's play a _____. 3 I play _____.



1 Read the story again. Look and circle.

- 1 Sam thinks he's good / bad / OK at sports.
- 2 Sam feels scared / happy / sad about playing.
- 3 Sam thinks Lily / Benny / the ball makes him good.
- 4 Sam tries to play soccer / basketball / tennis.

2 Read, think, and write.

- 1 Lily says, "_____ on, Sam! You _____ it!"
- 2 Is Sam good at basketball at the end of the story? _____

3 Read and match. Then circle.

1 I like sports!

2 I don't like sports.

3 This is fun!

4 I'm not good. It's the ball.



Sam feels    when he believes in himself.

4 Read, think, and write.

What sports do you play? What sports do you want to try?



1 I play / go _____

 2 I want to try _____

5 Read and circle.

When I believe in myself, I feel ...



6 Talk with a friend. Find out what sports they play and want to try.

Do you play tennis?

No, I don't.

Do you want to try it?

No, I want to try skateboarding!

SEL Go to Wellness Book pages 2-7

1 1.09 Listen and say. 1.10 Then listen and number.



helmet



gloves



racket



bat



elbow pads



knee pads

2 Look and write.



1 _____ 2 _____ 3 _____
4 _____ 5 _____ 6 _____

3 Look at Activity 2. Tell a friend. Point and say.



1 1.11 Watch or listen. Move and sing.

Let's Play Baseball!

Let's play baseball!
Good idea!
Do you have a bat?
Yes, I do. Look here!
Do you have a glove?
No, I don't. Oh, no!
Don't worry! I have two.
One for me and one for you.
Baseball is fun!
Baseball is cool!
Let's play baseball after school!

Let's go skateboarding!
Good idea!
Do you have knee pads?
Yes, I do. Look here!
Do you have a helmet?
No, I don't. Oh, no!
Don't worry! I have two.
One for me and one for you.
Skateboarding is fun!
Skateboarding is cool!
Let's go skateboarding after school!



2 1.12 Listen, read, and repeat.

Yes / No questions with have

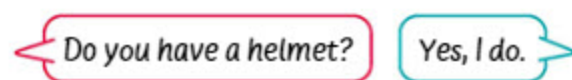
Do you **have** knee pads? Yes, I **do**.
Do you **have** a helmet? No, I **don't**.

3 Complete the questions. Answer for you.



1 Do _____
knee pads?
_____, I _____.
2 Do _____
a bat?
_____, I _____.
3 _____
have gloves?
_____, I _____.
4 _____
a helmet?
_____, I _____.
5 _____
_____?
_____, I _____.

4 Choose a sport on page 10. Play a guessing game with a friend.



1 Look at the brochure. Are the clubs all for sports?

2 1.13 Listen and read. Which activity is on Fridays?

AFTER-SCHOOL CLUBS

Do you have free time after school? Do you want to try something new? Come and try one of these exciting clubs!

Garden Fun

The Garden Fun Club is after school on Thursdays. We grow flowers and vegetables, too—potatoes, carrots, beans, and peas. We water the flowers, and we eat the vegetables when they are ready! Gardening is fun, but it is dirty work, so you need old clothes. You also need gloves to protect your hands.



Bluebirds

Do you want to try a new sport? Join us to play baseball at the Bluebirds Baseball Club on Tuesdays. We have girls and boys in the club. We learn to work as a team, and it's a lot of fun! We throw and catch the ball, and we run a lot. Baseballs are hard, so you need a helmet and gloves to protect your head and hands.

Skate Cats

Skate Cats is a skateboarding club. We have classes on Fridays. The teachers, Jessie and Mark, are fantastic. We play a lot of games and learn a lot, too. Skateboards are fast, so you need a helmet, knee pads, and elbow pads to protect your body.



3 Read the text again. Match.

- | | |
|--------------------------------|--------------|
| 1 You need elbow pads. | a Garden Fun |
| 2 You grow vegetables. | b Bluebirds |
| 3 You learn to work as a team. | c Skate Cats |
| 4 You need old clothes. | |
| 5 You throw and catch. | |



Why is it good to join a new club?

4 Watch the video. Check (✓) the club you think Rory chooses.



Drawing club



Dance club



5 Watch the video again. Which activity is Rory talking about? Write *dancing* or *drawing*.

1 I'm not very good.

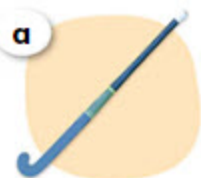
2 This is fun!

3 It isn't my favorite activity.

What club at your school do you want to join? Why?

1 1.14 Listen and circle the sports they choose.

1 Tom



2 Dan



3 Anna



4 Sarah



2 1.15 Watch or listen. Then practice with a friend.

Can I go biking?

I'm sorry. There isn't a helmet.

OK! There's a tennis racket. Can I play tennis?

Yes, of course!



Ask for and Respond to Permission

Can I go biking?
I'm sorry ... / Yes, of course.

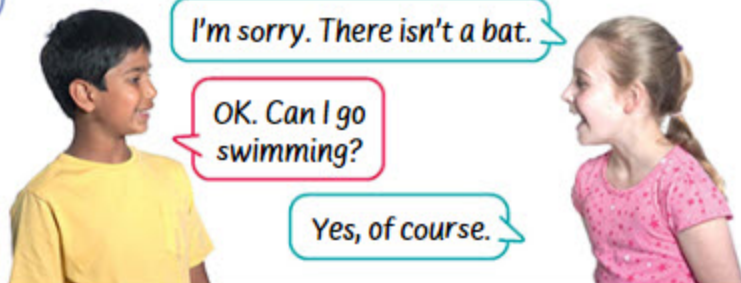
Can I play baseball?

I'm sorry. There isn't a bat.

OK. Can I go swimming?

Yes, of course.

3 Make new dialogues.



1 1.16 Listen and read. When is the after-school club?

Tennis Club

I'm Megan, and I play tennis after school. I play on Mondays and Wednesdays. My teacher is Lucy. I like tennis a lot. Do you have a racket and tennis shoes? Come and play, too!



2 Circle the capital letters in Activity 1.

Capital Letters

Use capital letters ...

for days of the week: **M**onday

for names: **M**egan

to begin a sentence: **S**he plays tennis.

for the word **I**


3 Write the capital letters and names.

Biking Club

1 'm 2 . 3 go biking after school. 4 go on 5 uesdays and 6 ridays. 7 y teacher's name is 8 . 9 like biking a lot. 10 o you have a bike and a helmet? 11 ome biking, too!





 Have an After-School Club Fair.
Make a craft for an after-school club.

1 Plan

Think about a sport or activity.

Name of sport/activity: _____

Name of your club: _____

What you need: _____

Why it's good to join: _____

What day: _____

2

Prepare: A Craft

Write about your club. Make a craft to show your class.

Our club is called Tennis Time.

You need a racket and tennis ball. You can run and hit a ball.

The club is every Wednesday.

You should join the club because tennis is fun!



3 Show and Tell

Talk about your idea for an after-school sports club.



Our club is called
Tennis Time ...

What do you know now?

Review Unit 1 in your Workbook.