

Scope & Sequence

Unit	Vocabulary	Grammar	Reading	Social-Emotional Learning (SEL)	CLIL and Literacy	Education for Sustainable Development and Citizenship (ESDC)	Communication Skills
Welcome pages 5-8	Family brother, dad, grandma, grandpa, mom, sister Colors, Days of the Week, Numbers 1-10	Hello. How are you? What's your name? How old are you?	<i>Benny and the Button</i>				
Unit 1 Fantastic Toys pages 9-22	Toys alien, ball, balloon, bike, car, doll, game, kite, robot, scooter Adjectives big, fast, new, old, slow, small	What is it? It's a car. / It's an alien. Is it a ball? Yes, it is. / No, it isn't.	<i>The Toy Garden</i> Phonics: b-	Relationship Skills Learning to share	Art Article: <i>Make Your Own Toys</i> bottle, box, great, paper Visual Literacy: Predicting from titles and pictures	Global Citizenship How to recycle toys Community Project Let's Make Toys!	Listening: Listen for key words Speaking: Find out about your friends Writing: Capital letters
Unit 2 Happy Classrooms pages 23-36	Classroom Objects book, chair, computer, crayon, cupboard, desk, eraser, pen, pencil, ruler Feelings angry, funny, happy, sad, scary, sleepy	Where's the pencil? It's in / on / under the desk. Are you happy? Yes, I am. / No, I'm not. Is he sad? Yes, he is. / No, he isn't.	<i>Lily's Book</i> Phonics: r-	Self-Management Asking for help	Social Studies Blog: <i>Two Different Schools</i> bamboo, nature, plants, trees Information Literacy: Identifying difference in setting	Global Citizenship Schools around the world Research Project A Cool School!	Listening: Listen for specific information Speaking: Ask for something politely Writing: Periods
Unit 3 Funny Faces pages 37-50	Body Parts arms, ears, eyes, face, feet, head, hands, legs, mouth, nose Adjectives black hair, blond hair, brown hair, long hair, red hair, short hair	I have a green face. I don't have yellow feet. He has green hair. He doesn't have blond hair.	<i>A Game in the Forest</i> Phonics: h-	Relationship Skills Making friends	Literature Fable: <i>The Lion and the Mouse</i> forest, lion, please, small, thank you Critical Literacy: Recognizing difference in characters	Global Citizenship How animals help each other Performance Project Perform a Play	Listening: Listen to make predictions Speaking: Identify a friend Writing: Use <i>and</i>
Unit 4 Fun with Food pages 51-64	Fruit and Vegetables apples, bananas, carrots, grapes, lemons, onions, oranges, pears, potatoes, tomatoes Food eggs, fries, green beans, burgers, peas, sausages	I like oranges. I don't like grapes. Do you like eggs? Yes, I do. / No, I don't.	<i>Benny and the Lemons</i> Phonics: p-	Self-Awareness Knowing my likes and dislikes	Health Quiz: <i>Fun with Food: Burgers, Please!</i> cheese, lettuce, meat, veggie burgers Information Literacy: Predicting from titles and pictures	Global Citizenship Healthy food around the world Research Project Party Snacks	Listening: Listen for key words Speaking: Answer politely Writing: Question marks
Unit 5 On the Farm pages 65-78	Farm Animals bird, cat, chicken, cow, dog, duck, goat, horse, mouse, sheep Things in Nature bush, flower, grass, rock, tree, wall	This is a goat. That's a sheep. Where are the goats? They're behind the tree. They're in front of the wall. They're between the rocks. They're next to the bush.	<i>The Funny Chicken</i> Phonics: -ck-	Social Awareness Saying sorry	Science Brochure: <i>Visit Maple Farm</i> babies, lambs, plants Visual Literacy: Reading for detail	Global Citizenship The roles of farms and communities Research Project Farm Life	Listening: Listen for sequence Speaking: Ask for help politely Writing: Period or question mark
Unit 6 At Home and in Town pages 79-92	Rooms and Furniture bathroom, bed, bedroom, bookcase, kitchen, living room, shower, sofa, table, yard Places in Town house, park, school, store, street, zoo	There's a living room. There isn't a yard. There are four chairs. How many houses are there? There's one house. There are five houses.	<i>Benny and the Sofa</i> Phonics: -ch-	Relationship Skills Being a good helper	Social Studies Blog: <i>Different Homes</i> apartment building, home, place Visual Literacy: Using photos to help with understanding	Global Citizenship Homes around the world Research Project Different Homes	Listening: Listen for opinion Speaking: Reject suggestions politely Writing: Contractions
Unit 7 You Can Do It! pages 93-106	Actions catch, climb, dance, fly, hop, jump, kick, run, swim, throw Activities play the guitar, play the piano, ride a bike, ride a horse, sing, skate	I can catch. He can't fly. Can you sing? Yes, I can. / No, I can't.	<i>The Treasure Hunt</i> Phonics: th-	Relationship Skills Working together	Physical Education Article: <i>Move Well, Be Happy!</i> air, aerial dancer, ballet dancer, hip-hop dancer, step dancer Visual Literacy: Reading for detail	Global Citizenship Dance in other cultures Performance Project Let's Dance!	Listening: Listen for action words Speaking: Encourage your friends! Writing: Use <i>but</i>
Unit 8 Colorful Clothes pages 107-120	Clothes cold, dress, hat, hot, jacket, pants, shoes, shorts, skirt, T-shirt Activities draw, fish, fly a kite, paint, play a game, take a photo	I'm wearing a blue hat. What are you doing? I'm painting.	<i>The Wrong Clothes</i> Phonics: -sh-	Social Awareness Understanding feelings	Social Studies Blog: <i>Parties for Kids</i> bike, coat, costume, experiment, glasses, helmet, party, science Visual Literacy: Using photos to help with understanding	Global Citizenship Children's parties around the world Creative Project Costume Party!	Listening: Listen for the main idea Speaking: Invite a friend Writing: Word order
Unit 9 All in a Day pages 121-134	Daily Routines eat, have breakfast/dinner/lunch, listen to music, play outside, read, sleep, talk, watch TV Times of Day at night, drink water, have a snack, in the afternoon/evening/morning	I play outside every day. I don't watch TV every day. Do you sleep at night? Yes, I do. Do you have lunch in the morning? No, I don't.	<i>Mystery at Camp</i> Phonics: th-	Social Awareness Caring for friends	Social Studies Blog: <i>Different Time Zones</i> later, night time, time zones, USA, Vietnam Visual Literacy: Recognizing different times of day	Global Citizenship Daily routines around the world Research Project Saturdays Are Fun Days!	Listening: Activate prior knowledge before listening Speaking: Offer and accept politely Writing: Use <i>or</i>

Grammar Booster pages 135-143

Learning Well Amazing Park

Look! What can you see?

WELCOME
To
Amazing Park

Hello, I'm Alice.
Welcome to
Amazing Park
Saturday Club!



Amazing Park

Let's go! Let's go!
Right this way
To Amazing Park,
To learn and play.

Hi! Hello!
How are you today?
How are you and you
and you?

I'm fine, thank you.
I'm happy today.
I'm OK.
Chorus

- 1 0.1 Listen, find, and say.
- 2 0.2 Watch or listen. Move and sing.

1 Fantastic Toys
Describe toys
Read an article
Write about your favorite toy

2 Happy Classrooms
Ask and answer about classroom objects
Read a blog
Write about a classroom object

3 Funny Faces
Describe people
Read a fable
Write about a friend

4 Fun with Food
Talk about food
Read and do a quiz
Write a food quiz

5 On the Farm
Talk about farm animals
Read a brochure
Write an animal fact sheet

6 At Home and in Town
Talk about houses
Read a blog
Write about a house

7 You Can Do It!
Talk about actions
Read an article
Write about what you can do

8 Clothes for Every Day
Talk about clothes
Read a blog
Write about what you're wearing

9 All in a Day
Talk about activities
Read a play
Write about your Sunday

TODAY AT CAMP
LUNCH AT 4 PM
DINNER AT 6 PM

1 Look. Match the colors to the bugs.

- | | | | |
|---------------------------------|---------------------------------|--------------------------------|--------------------------------|
| yellow <input type="checkbox"/> | blue <input type="checkbox"/> | pink <input type="checkbox"/> | black <input type="checkbox"/> |
| green <input type="checkbox"/> | red <input type="checkbox"/> | brown <input type="checkbox"/> | white <input type="checkbox"/> |
| orange <input type="checkbox"/> | purple <input type="checkbox"/> | | |



2 Listen 0.3 Look at Activity 1. Listen, count, and write the number. How many bugs?

3 Look at the bugs. Say and point.



1 Look at the pictures.

2 Listen 0.4 Listen and read. What color is the water?

Benny and the Button

1 Hello! I'm Sam. What's your name?
My name's Lily.

2 I'm seven. How old are you?
I'm six.


3 Look, Lily! It's a yellow button.

4 Oh! Look! The water is blue now!
Wow!

5 Look! It's pink, too!
This is Benny!

6 It's OK, Benny!
Look! It's green, pink, blue, and purple now!
Amazing Park is fun!

3 Watch the video. Act out the story.


 1  0.5 Listen and point. Then move and sing.


 **Seven Days!**

Monday, Tuesday, Wednesday, Thursday,
Friday, Saturday, and Sunday. (x 2)
One, two, three, four, five, six, seven,
Days to learn and play.

Blue days, red days,
Green days, yellow days,
Pink days, orange days, and
Purple days, too!

Monday, Tuesday, Wednesday, Thursday,
Friday, Saturday, and Sunday.
One, two, three, four, five, six, seven,
Days to learn and play.



2  Ask a friend. Choose and answer.



What day is it today?

It's Tuesday.





1 1.01 Listen and look.

- 1 What do you hear?
- 2 What do you see?
- 3 What's happening?

2 Talk about you.

- 1 Who do you play with?
- 2 What's your favorite toy?

Look! What can you see?



Play with Me!

Toys, toys, toys, toys,
Toys, toys, toys, toys.

Look! It's a ball.
A ball, a ball, a ball.

Play with me.
Chorus

kite
scooter
car
bike

1 1.04 Listen and read. What is Sam's toy?



2 1.05 Listen, read, and repeat.

Be: It's a / an ...		Look It's = It is
What is it?	It's a car. It's an alien.	

3 1.06 Listen, read, and write. Use *It's* and *a* or *an*.



1 It's a balloon. 2 _____ doll. 3 _____ alien. 4 _____ game.

4 Look at the picture on page 10. Ask and answer.

What is it? It's a bike.



Before You Read

1 Look at the pictures. Who can you see?

2 1.07 Listen and repeat. Then circle the words in the story.

bike ball button

3 1.08 Listen and read. What's in the garden?

The Toy Garden

1 The children are in the toy garden.



After You Read

4 Watch the video. Act out the story.

5 Complete and say. Use the b- words.

1 It's a _____!

2 It's a blue _____!

3 Where's my _____?



1 Read the story again. Find and check (✓) the toys they share.

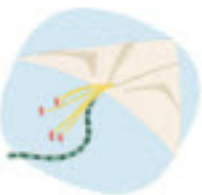



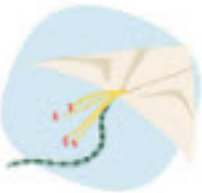

2 Think and circle. How does Lily share toys? What does she say?





To share my toys I say,
"Now, it's my / your turn."

3 Read, look, and circle.

1 I share the   with Benny.

2 I share the   with Lily.

3 I share the   with Sam.

4 Read, think, and write.
Who do you share your toys with?



mom

dad

brother

sister

friend

- 1 I share my _____ with my _____.
- 2 I share my _____ with my _____.
- 3 I share my _____ with my _____.

5 Read and circle.
When I share with my friends, I feel ...



6 Play with a friend. Share something from your classroom.

It's my robot book.

Thank you.

1 1.09 Listen and say. 1.10 Then listen and number.



big



small



old



new



fast



slow

2 Read, look, and circle.

- The scooter is old / new.
- The car is slow / fast.
- The ball is small / big.
- The bear is big / old.



3 Look at Activity 2. Tell a friend. Point and say.



1 1.11 Watch or listen. Move and sing.

Where's My Toy?

Where's my toy? Wah, wah, wah!

Where's my toy?

Is it a doll? No, it isn't. It's a ball.

Is it big? No, it isn't. It's small.

Is it red? No, it isn't. It's blue.

Is it old? No, it isn't. It's new.

Chorus

Is it a ball? Yes, it is!

Is it small? Yes, it is!

Is it blue? Yes, it is!

Is it new? Yes, it is!

Here's your ball!

Thank you!



2 1.12 Listen, read, and repeat.



Be: Yes / No questions with is

Is it a ball?

Yes, it is.

Is it big?

No, it isn't.

Look

isn't = is not

3 Look. Then complete the questions and answers.



1 _____ it fast?
Yes, it is.



2 Is it old?
_____, it _____.



3 _____ it big?
_____, it _____.



4 _____ it small?
_____, it _____.

4 Point to a picture in Activity 3. Ask a friend.

Is it slow?

No, it isn't.



1 Look at the article. What toys can you see?

2 1.13 Listen and read. Are the toys old or new?

Make Your Own Toys



Hi, I'm Tom.
I'm six.
This is my robot.
It's an old **box**!



Hello! I'm Clare.
This is my car.
It's blue and white.
It's an old balloon and a **bottle**!



Hi, I'm Bill.
This is my game.
It's big. It's fun!
It's an old box and old **paper**!



Hi, I'm Lucy.
This is my kite.
It's small and pink.
It's **great**!

3 Read the text again. Write *is* or *isn't*.

- The car _____ small and pink.
- The game _____ fun.
- The robot _____ happy.
- The kite _____ big.
- The car _____ an old balloon.
- The robot _____ is a new box.



Can children make new toys with old things?

4 1.14 Listen to Li talk about a toy. Circle T (true) or F (false).

- | | | |
|--------------------------|---|---|
| 1 The toy is a car. | T | F |
| 2 It's big. | T | F |
| 3 It's orange and blue. | T | F |
| 4 I play with my sister. | T | F |
| 5 It's fun. | T | F |




5 1.14 Listen again. Circle what Li says about her toy.
I make new / old toys from new / old things.

Do you make new things from old things at home?

1 1.15 Listen and match.



Eva



Ben



Anna



2 1.16 Watch or listen. Then say.

What's your favorite toy?

It's a kite. Look! It's new.

And what's your favorite color?

It's red!



Find Out About Your Friends

What's your favorite toy / color / day?

3 Make a new dialogue.



What's your favorite toy?

It's a car.



It's a car.

1 1.17 Listen and read. Is Maria's toy big or small?



My name's Maria.
My favorite toy is a ball.
It's red, blue, yellow, orange,
green, and white.
It's small.



2 Circle the capital letters in Activity 1.

Capital Letters

Use capital letters ...
for names: **M**aria
to begin a sentence: **I**t's small.

3 Write the capital letters. Then draw.

★ My Favorite Toy ★

__ y name is _____.

__ y favorite toy is a car.

__ t's red and yellow.

__ t's fast.



Make a new toy from old things.
Share with kids in your city.

1 Plan

In pairs, choose a toy you want to make. Check (✓) the materials you need.

Name of toy: _____

Materials:



What else do you need?

2

Prepare: A Toy

Work in pairs to make your new toy. Complete the information about your toy.

This is an alien.

It's green.

It's happy.

It's great!!

3

Show and Tell

Talk about your toy.
Show the class.

This is an alien.
It's green.



What do you know now?

✓ Review Unit 1 in your Workbook.