

# Table of Contents

<b>Welcome</b>	2
<b>unit 1</b> <b>Snack Time</b>	6
<b>unit 2</b> <b>My Clothes</b>	14
<b>unit 3</b> <b>My Favorite Food</b>	22
<b>unit 4</b> <b>My Classes</b>	30
<b>unit 5</b> <b>Finding Things</b>	38
<b>unit 6</b> <b>It's Hot!</b>	46
<b>unit 7</b> <b>The Four Seasons</b>	54
<b>unit 8</b> <b>Our House</b>	62
<b>unit 9</b> <b>Our Field Trip</b>	70
<b>Portfolio and Check Up</b>	78

# Welcome

**A** Look, circle, and write.



florist    cook    businessman

I'm Steven. I'm a businessman. I work at an office.



flower shop    hospital    theater

I'm Clare. I'm a florist. I work at a \_\_\_\_\_.



four    eleven    thirty

I'm Alex. I'm \_\_\_\_\_ years old.



three    five    nine

I'm Brian. I'm \_\_\_\_\_ years old.



seven    thirty    forty

I'm Emma. I'm \_\_\_\_\_ years old.

**B** Draw someone in your family. Write about this person.



This is my \_\_\_\_\_.

His / Her name is \_\_\_\_\_.

He / She is \_\_\_\_\_ years old.

**C** Write the missing days.

Friday

Sunday

Tuesday

1. Monday — \_\_\_\_\_ — Wednesday

2. Thursday — \_\_\_\_\_ — Saturday

3. Saturday — \_\_\_\_\_ — Monday

**D** Write the days.

M

Tuesday

W

T

F

S

Sunday

**E** Look, unscramble, and write.



gisprn

S \_\_\_\_\_



musemr

S \_\_\_\_\_



lafil

f \_\_\_\_\_



ntiewr

W \_\_\_\_\_

**F** Circle the months and write.

1. MeyJanuaryeo

2. WedFebruariy

3. eaGeMarcheT

4. ReoApriller

5. YesMaybeMoy

6. eJuneuAryr

7. eagJulyrcHet

8. DesAugustine

9. Septemberell

10. eJuOctobert

11. udsNovemberLk

12. Decemberses

**G** Help the dog find food from month to month.

January	February	June	July	September	October	May
June	March	April	February	August	November	December
July	December	May	June	July	February	June

**H** Look at **G**. Count and write the number.



There are \_\_\_\_\_ months in a year.

**I** Look and write the correct season.

1. S \_\_\_\_\_

2. S \_\_\_\_\_

3. f \_\_\_\_\_

4. W \_\_\_\_\_

**J** Draw a picture of yourself. What is your favorite season?



My favorite season is \_\_\_\_\_



Scan and find the tracks.

**A** Trace the words. Then match.

vegetables chocolate candy popcorn



fries cookies fruit soda

**B** Read and write *like*, *likes*, *don't like*, or *doesn't like*.

- Rachel \_\_\_\_\_ soda. 😊
- Alex \_\_\_\_\_ vegetables. 😞
- I \_\_\_\_\_ fruit. 😞
- They \_\_\_\_\_ candy. 😊
- She \_\_\_\_\_ fries. 😊

**C** Look and write.

	😊 like	😞 don't like
Steven		
Clare		
Alex		
Brian		
Emma		




1 I like \_\_\_\_\_  
I don't like \_\_\_\_\_




2 I like \_\_\_\_\_  
I don't like \_\_\_\_\_



3 I like \_\_\_\_\_  
I don't like \_\_\_\_\_



4 I like \_\_\_\_\_  
I don't like \_\_\_\_\_



5 I like \_\_\_\_\_  
I don't like \_\_\_\_\_

**D** Look at **C**. Read and circle.

- Steven **like** / likes fries.
- Clare **don't like** / doesn't like popcorn.
- Steven and Emma **don't like** / likes candy.
- Alex **like** / doesn't like soda.
- Brian **likes** / don't like vegetables.

02 Listen and circle.

	😊 like	☹ don't like
Ann		
Gio		
Elaine		
Lucas		
Diane		

**B** Circle the foods you like and draw an X through the foods you don't like.

You				

**C** 03 Listen and write.

- Does Ann like fries? No, she \_\_\_\_\_.
- Do you like fruit, Gio? No, I \_\_\_\_\_.
- \_\_\_\_\_ Elaine like cookies? Yes, \_\_\_\_\_.
- \_\_\_\_\_ Lucas like popcorn? No, he \_\_\_\_\_.
- Does Diane like soda? No, \_\_\_\_\_.
- \_\_\_\_\_ Ann and Diane like vegetables? \_\_\_\_\_, they do.

**A** Circle and write.



- 1 Do / Does she like cookies?  
Yes, she \_\_\_\_\_.



- 2 \_\_\_\_\_ he like vegetables?  
No, he don't / doesn't.



- 3 \_\_\_\_\_ they like candy?  
Yes, they do / does.



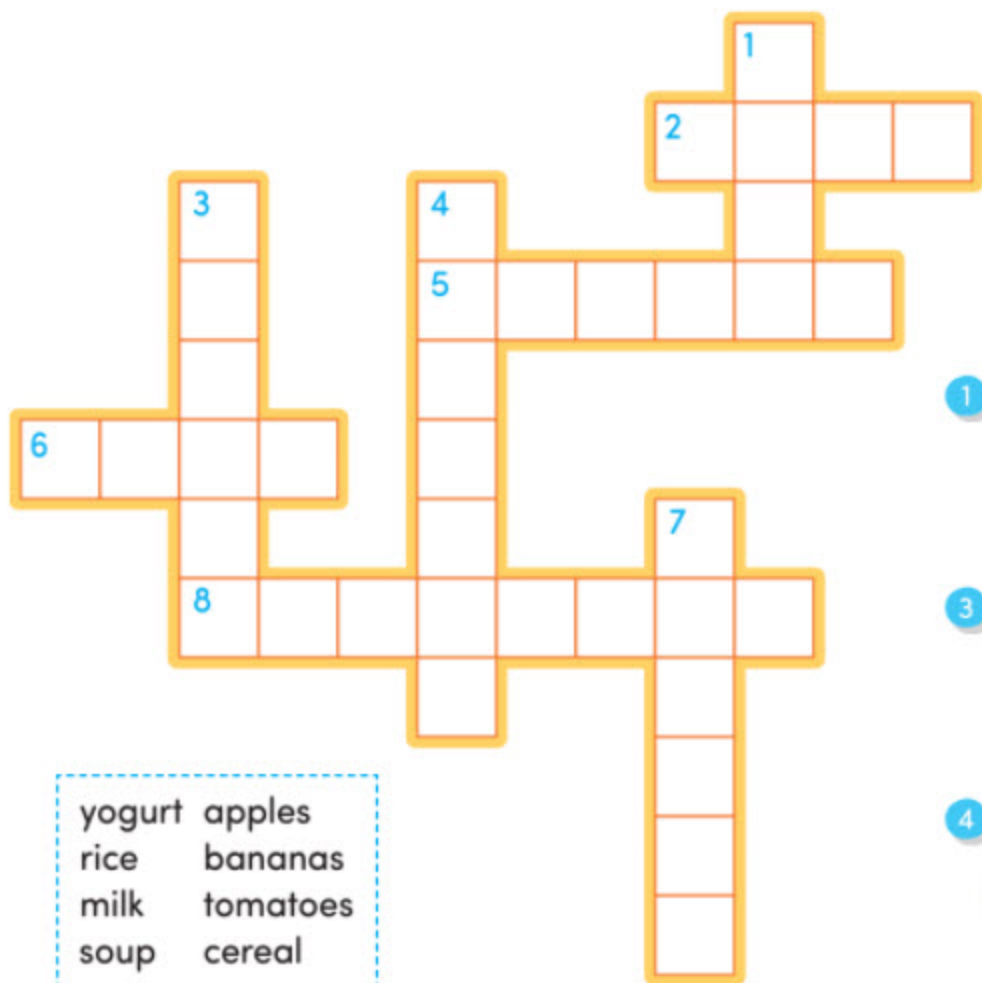
- 4 Do / Does they like fruit?  
No, they \_\_\_\_\_.

**B** Match and write.

- Do you like popcorn? • a. Yes, they \_\_\_\_\_.
- Does he like soda? • b. No, he \_\_\_\_\_.
- Do they like fries? • c. Yes, I \_\_\_\_\_.
- Does she like chocolate? • d. Yes, she \_\_\_\_\_.

**A** Complete the puzzle.

**Across**



**Down**



yogurt apples  
rice bananas  
milk tomatoes  
soup cereal

**A** Order the words. Then read aloud.

1. likes He milk

\_\_\_\_\_

2. don't like apples I

\_\_\_\_\_

3. like He doesn't soup

\_\_\_\_\_

4. bananas She likes

\_\_\_\_\_



**B** Look and write. Then say.

like likes don't like doesn't like so (x2) neither (x2)



He \_\_\_\_\_ rice.  
\_\_\_\_\_ do I.



She \_\_\_\_\_ tomatoes.  
\_\_\_\_\_ do I.



They \_\_\_\_\_ yogurt.  
\_\_\_\_\_ do I.



I \_\_\_\_\_ soup.  
\_\_\_\_\_ do I.

# Strange-looking Fruit!

Connect

A 04 Listen and read.



These are kiwifruit. Kiwifruit grow on trees. New Zealand is famous for this fruit.



Dragon fruit is from Mexico. Today, you can see them in many other countries. They grow on trees. They taste like kiwifruit.



This big and heavy fruit is a durian. Durians grow on trees. The fruit smells bad, but it tastes good.

B Read and check.

1. Kiwifruit grow on trees.
2. Dragon fruit grow on vines.
3. Durians are big and heavy.
4. Durians taste bad.


Yes No

<input type="checkbox"/>	<input type="checkbox"/>
<input type="checkbox"/>	<input type="checkbox"/>
<input type="checkbox"/>	<input type="checkbox"/>
<input type="checkbox"/>	<input type="checkbox"/>

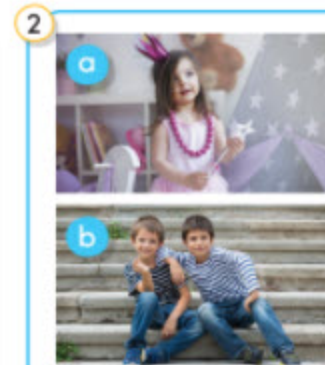
C Which fruit smells bad? Circle it.



A 05 Listen, circle, and write.



\_\_\_ \_\_\_ apes



\_\_\_ \_\_\_ incess



\_\_\_ \_\_\_ iends

B Connect, write, and say.



C Read aloud. Then color the picture.

1. The green frog likes the princess.
2. My brother likes grapes.
3. I like cereal for breakfast.
4. This is my friend's drawing.



For the portfolio, see page 79.