

What can you do?



Scan and find the tracks.

A 020

Listen and say.



B 021 Look and listen.

0:00 / 0:54



D 023 Sing a song. Turn to page 113.

E Look at the picture and say.

I **can** ride a bike. I **can't** swim.
Alex **can** play the guitar. He **can't** paint.
They **can** speak Chinese. They **can't** dance.




0:00 / 0:55

C 022 Listen and write the letters on the picture.

Extra!

Tell a partner what you can and can't do. Draw a picture.





0:00 / 3:10

A Listen and sing. Then circle *can* or *can't* and write.1. Brian can  . I can / can't ride a bike.2. Emma can  . I can / can't _____.3. Liz can  . I can / can't _____.4. Chloe can  . I can / can't _____.5. Alex can  . I can / can't _____.

B Read and answer.

Reading

I Love My Dad

My dad is great. He can do a lot of things. He draws really well. He can ①  anything. He can also ② . My dad can't ③ , but he likes to do it anyway. He makes us laugh when he sings. My dad can ④ . I ride my bike with him. We do it together and have a lot of fun.


What can the dad do?

1. He can _____.

2. He can _____.

3. He can't _____.

4. He can _____.

A What can you do? Write *I can* or *I can't* for each picture.

B What can / can't your partner do? Ask and answer. Then write.



What can you do?

I can sing.
I can't draw.

can	can't
He / She can _____.	He / She can't _____.
He / She can _____.	He / She can't _____.
He / She can _____.	He / She can't _____.

Now tell the class.



What can he / she do?

He / She can dance.



A 025 Listen and repeat.



B Role-play the story.

C Read the story again. Then answer.

1. Whose birthday is it?
 a. Emma's b. Clare's
2. What do Alex and Brian do?
 a. draw a picture b. say "happy birthday"
3. What does Emma do?
 a. bake cookies b. bake a cake

A 026 Listen and say.



B 027 Listen and write the letters.

C 028 Listen. Then look at the pictures. Ask and answer.



Can he sew?

Yes, he can. / No, he can't.

Can she sew?

Yes, she can. / No, she can't.



D 029 Chant. Turn to page 113.

Extra!

Ask three classmates what they can and can't do. Tell the class.

A Listen and read.

0:00 / 1:06

SNAKES UP HIGH!

Most snakes live on the ground. They move on their stomachs. Some snakes can swim, and some snakes can fly, but many snakes can climb trees.

Trees

Snakes use two things to climb trees. They use their bodies. They push hard against the tree. It is very difficult for them to do, and they take a long time. They are not very fast climbers.

Snakes also use their scales. Scales are small, hard pieces on a snake's skin. Some snake scales are smooth and flat. Other snake scales are not smooth. They are rough. Scales that are rough can stick to tree bark, so the snake can hold on better.

Snake scales

The bark of a tree

Snakes only climb trees to eat eggs or small animals.

B Answer the questions. Circle.

- 1.** What can many snakes do?
 a jump b climb trees c run
- 2.** Where do you find scales?
 a on a snake b on a tree c on the ground

Listen and write. Then answer the questions.



Is she right? Yes No



Is he right? Yes No









Is she right? Yes No



Is he right? Yes No

What helps snakes climb trees? Circle and say.



Read the example. Circle the activities they can do and underline the activities they can't do.

I can do many things. I can ride a bike. I have a big, blue bike. I can draw, but I can't paint. I like to draw animals. I can surf. I surf in the summer. I can't sing. And I can't play the guitar.

My classmate is Mike. He can dance. He can swim, too. And he can ski. He skis in the winter. He can't skateboard. He can't surf. And he can't drive a car. He is only nine years old.

Write three things you can do and three things you can't do. Then ask a classmate and fill in the charts.

I can	I can't
_____	_____
_____	_____
_____	_____

My partner's name: _____

My partner can	My partner can't
_____	_____
_____	_____
_____	_____