

2nd Edition

HAND



Contents



Unit 1 In My Classroom 6

Unit 2 My Things 12

School Link 1 Social Studies 18

Unit 3 On the Farm 20

Unit 4 In the Park 26

School Link 2 Science 32

Unit 5 Many Colors 34

Unit 6 Colorful Fruits 40

School Link 3 Science 46





Unit 7 Numbers and Shapes 48

Unit 8 At the Store 54

School Link 4 Math 60

Unit 9 My Family 62

Unit 10 Different Jobs 68

School Link 5 Social Studies 74

Unit 11 Our Feelings 76

Unit 12 Our Pets 82

School Link 6 Math 88

English Sounds 90

YLE Test Prep 94

Scope and Sequence 98

Key Words 100



Characters

Matt Lewis

Jade Chen

Joey Jones

Mila Lopez

Sunny

Fluffy

Ditto

Jumbo



Theme Song 1

What's up?
Let's get together.
Everybody!
Are you ready to have fun?
Come along and join with us.
We'll have so much fun!
Come along! Hand in Hand!

2x



A

Hello. How are you?
I'm great. How are you?
I'm ready to learn with you.
I'm ready! Let's get started!


We'll go Hand in Hand
To our own wonderland.
You and me.
We'll go together Hand in Hand.

It's English for yourself.
English for the world.
You can do it with Hand in Hand.
Come along! It's lots of fun.
You can with Hand in Hand.

Repeat A.



Conversation

A Listen and repeat. Then act out with friends.   



Hello.

Hi.



What's your name?

I'm Joey.



What's your name?

My name's Mila.

B Listen and sing.  








What's Your Name?

What's your name?
What's your name?
What's your name?
What's your name?

My name's Mila.
I'm Joey.

What's your name?
What's your name?

C Listen and repeat. 

| | | |
|--|---|--|
| <p>1</p> <p>Hello. I'm Ditto.</p>  | <p>2</p> <p>Hi. I'm Jumbo.</p>  | |
| <p>3</p> <p>Hello. I'm Fluffy.</p>  | <p>4</p> <p>Hi. I'm Sunny.</p>  | <p>5</p> <p></p> <p>You</p> |

Words and Grammar

A Listen and repeat. Then point and say. 

1



a board

2



a chair

3



a clock

4



a desk

5



a globe

6




a map

B Listen and repeat. Then ask and answer. 


What's this?

It's a map.

What's = What is
It's = It is



C Listen and repeat. Then ask and answer. **7**




D Play the game. Make sentences.




The World around Us

A Look and listen. Then choose and write. 8



Hello!
My name is Abdul.
I live in **Bangladesh**.
This is my classroom.
It is on a boat.

My Classroom



1 clock

2

3

4

board | clock | desk | chair



B Think and check (✓). What's in your classroom?

| | | | | | |
|-------|-------|-------|------|-------|-----|
| board | chair | clock | desk | globe | map |
| | | | | | |

A Listen and answer. 9



B Find, color, and say.

It's a board.



board | chair | clock | desk | globe | map

Schools around the World

Bangladesh



This is a school in **Bangladesh**.
It is on a boat.



Indonesia



This is a school in **Indonesia**.
It is made of bamboo trees.



Think and Say

1. What school do you like best?
2. What does your school look like?

Key Words

bamboo trees
boat
cat
rainbow

This is a school in **France**.
Look at the rainbow colors.



This is a school in **Germany**.
It looks like a cat.



Project

My Dream School



Draw your dream school.
Share it with the class.

This is my dream school.
It's in a tree.



Go to page 1 in your Project Book.