

# HAND



# HAND

Workbook

# 6

# Contents

Unit 1 Weekend Life 6

Unit 2 Going on Vacation 12

School Link 1 18

Unit 7 At the Market 48

Unit 8 At the Library 54

School Link 4 60

Unit 3 Getting Around 20

Unit 4 School Clubs 26

School Link 2 32

Unit 9 Fun Experiences 62

Unit 10 Growing Up 68

School Link 5 74

Unit 5 Around Town 34

Unit 6 At the Fair 40

School Link 3 46

Unit 11 Up Until Now 76

Unit 12 Dreams and Wishes 82


School Link 6 88





## Conversation

### A Choose and write.

- What are we working on today?
- It runs on a battery.
- Nice to meet you, Joey.
- Welcome to our robotics club!
- Bella, you can help me put these parts together.


 Joey, this is Bella.

 Hello, Bella. 1

 Thanks. 2




 3

 We're building a robot using a can.

 That sounds interesting.

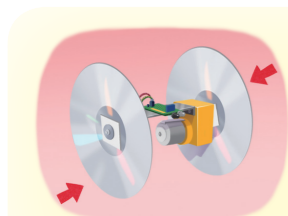
 4

 How does it move?

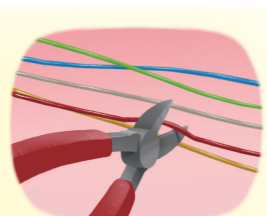
 5



### B Look, read, and write.



old CDs



cut the wires

A: What are we \_\_\_\_\_ today?

B: We're building \_\_\_\_\_

A: That sounds \_\_\_\_\_


B: You can help \_\_\_\_\_

### C Choose and write.

a battery  
the wires

the parts  
make a robot

turn it on  
wheels



1 Let's \_\_\_\_\_  
from this old junk.

2 Oh, yeah! We can  
put \_\_\_\_\_ together.

3 Cut \_\_\_\_\_  
Attach the motor.

4 Let's make \_\_\_\_\_  
from these old CDs.


5 And now we need  
\_\_\_\_\_.

6 It's time to  
\_\_\_\_\_.



### D Look, read, and write. Which clubs do they want to join?

#### School Clubs



1 She wants to join the \_\_\_\_\_

2 He wants to join the \_\_\_\_\_

3 She wants to join \_\_\_\_\_

4 He wants to join \_\_\_\_\_


5 She wants \_\_\_\_\_

6 He wants \_\_\_\_\_

### E Read and write about yourself.

Which club do you want to join? \_\_\_\_\_


**A** Look and write.




draw \_\_\_\_\_




learn \_\_\_\_\_



play \_\_\_\_\_



read \_\_\_\_\_



act in \_\_\_\_\_



build \_\_\_\_\_

**B** Look, read, and write.



- 1 What's she interested in?  
She's interested in \_\_\_\_\_  
She'll probably join the \_\_\_\_\_
- 2 What's he interested in?  
He's interested in \_\_\_\_\_  
He'll probably join the \_\_\_\_\_
- 3 What's she interested in?  
She's interested in \_\_\_\_\_  
She'll probably join the \_\_\_\_\_

**C** Look, read, and circle.



1 Is he interested in reading books?

- a Yes, he is.      b No, he isn't.



2 Is she interested in learning foreign languages?

- a Yes, she is.      b No, she isn't.



3 Are they interested in building model rockets?

- a Yes, they are.      b No, they aren't.

**D** Look, read, and write.



1

Q: What's he interested in?

A: \_\_\_\_\_



2

Q: Is she interested in drawing comics?


A: \_\_\_\_\_



3

Q: \_\_\_\_\_

A: Yes, they are.



4

Q: What are you interested in?

A: \_\_\_\_\_

## The World around Us

### A Read and answer the questions.

## ROBOTIC FUN

I'd like to tell you about my science club. It's one of the most interesting clubs at my school. It's also the most popular one. Many kids want to join this club. The club is called Fun Robotics, and we learn how to build and program robots. It's awesome!

Science wasn't my favorite subject. But after joining the club, I became interested not only in science but also in math. And now my future dream is to make real robots. This is Julie, reporting from the UK.

1 Where does Julie live?

2 Why do many kids want to join the science club at Julie's school?

3 What is Julie's future dream?

### B Read and write about yourself.

1 What do you want to learn how to do?

2 What is your future dream?



## Unit Link U1, U2, U3, U4

### A Look, read, and write.



1 What's he interested in?



2 Where did the spider go?



3 What did they do on the weekend?



4 What will they do during vacation?

### B Look, read, and write.



1

Q: What's he interested in?

A: \_\_\_\_\_



2

Q: \_\_\_\_\_ on the weekend?


A: Yes, she did.



3

Q: What will he do during vacation?

A: \_\_\_\_\_



4

Q: Are you interested in making robots?

A: \_\_\_\_\_

# Road Safety




Look, read, and write the letter.

1 	2 	3 	4 
5 	6 	7 	8 
9 	10 	11 	12 




- |                                      |                                    |
|--------------------------------------|------------------------------------|
| (a) There is roadwork ahead.         | (g) You must not enter this area.  |
| (b) Watch out for trains.            | (h) Your Town is 2 km away.        |
| (c) Watch out for an intersection.   | (i) You must not ride bikes here.  |
| (d) You must not park here.          | (j) This path is for bikes.        |
| (e) Watch out for students crossing. | (k) Watch out for people crossing. |
| (f) There is a zoo to the right.     | (l) Cars and bikes must stop.      |

## Grammar Review

**A** Look, read, and circle.

1 	Where did they go? (a) They went down the stairs. (b) They went up the stairs.
2 	Which club does she want to join? (a) She wants to join the music club. (b) She wants to join the drama club.
3 	What's he interested in? (a) He's interested in drawing comics. (b) He's interested in reading books.

**B** Look, read, and write.

1 	2 	3 
--	--	--

- 1 He drove around the lake and \_\_\_\_\_
- 2 Q: \_\_\_\_\_ A: He's interested in drawing comics.
- 3 Q: \_\_\_\_\_ A: He wants to join the science club.