

LESSON 2

At the Picnic

A Link and Say


1. Listen and write the number.  Track 8

- 1 How many people are there?
- 2 Where are you, Betty?

2. Listen and repeat.

3. Look and act out.




4. Listen and repeat.  Track 9


5. Point and say.

- | | | | | |
|----------------------|------------------------|-----------------------|-----------------------|----------------------|
| 11
eleven | 12
twelve | 13
thirteen | 14
fourteen | 15
fifteen |
| 16
sixteen | 17
seventeen | 18
eighteen | 19
nineteen | 20
twenty |

B Look and Learn

1. Listen, point, and repeat.  Track 10



2. How are they? Point and say.  Track 11



How is he?

He's happy.

He's = He is

C Look and Practice

1. Listen and chant.



Jake! Jake! How are you?
I'm hungry! I'm hungry!
Here's an apple. How are you?
I'm happy! I'm happy!
Hooray!

Betty! Betty! How are you?
I'm cold! I'm cold!
Here's a coat. How are you?
I'm happy! I'm happy!
Wahoo!



How are you?

I'm hungry.

I'm = I am

2. Look and circle.

3. Point and say.



She's tired.



tired : hungry



sad : happy



cold : hot



tired : hungry



sad : happy



cold : hot

D Link and Review (L1, L2)

1. Ask your friends and check (✓).

How are you?

I'm happy.



happy



sad



cold



hot



hungry



tired

Friend 1

Friend 2

Friend 3

Friend 4

I



2. Match and write.

3. Ask and answer.

What is it?

It's a long banana.

A big

B small

C young

D old

E long

F short

G happy

H sad



E

