

The Smart Way to Learn English

Smart English

Student Book

5



Contents



Lesson 1	In My House	6
Lesson 2	Things in My House	10
Lesson 3	Jump Up 1	14
Lesson 4	Last Weekend	18
Lesson 5	Last Vacation	22
Lesson 6	Jump Up 2	26
Lesson 7	Daily Activities	30
Lesson 8	Transportation	34
Lesson 9	Jump Up 3	38
Lesson 10	Show Your Progress 1	42





Lesson 11	Hobbies	46
Lesson 12	Sunday Fun	50
Lesson 13	Jump Up 4	54
Lesson 14	Indoor Activities	58
Lesson 15	Outdoor Activities	62
Lesson 16	Jump Up 5	66
Lesson 17	Next Summer	70
Lesson 18	Next Winter	74
Lesson 19	Jump Up 6	78
Lesson 20	Show Your Progress 2	82
	About Smart English	86
	Scope and Sequence	90
	Flashcards	92

Smart English Characters



Smart English Theme Song



Smart English! Smart English!
Get your friends. It's time to start.
Smart English! Smart English!
English in your heart!

Smart English! Smart English!
Get your friends. It's time to go.
Smart English! Smart English!
Together we can grow.

Smart English! Smart English!
Get your friends. It's time to go.
Smart English! Smart English!
Together we can grow.

Come and join us now!

Jake and Ken are here.
Betty and Tina too.
Jasper's over there.
And here comes Lucky too.



Lesson 1

In My House

A Look and Say


1. Listen and write the number.

CD1
Track 2

- 1 What's the date today?
- 2 Mom, how's the weather?

2. Listen and repeat.

3. Look and act out.



4. Listen and repeat.

CD1
Track 3

5. Point and say.

1st
first

2nd
second

3rd
third

4th
fourth

5th
fifth

6th
sixth

7th
seventh

8th
eighth

9th
ninth

10th
tenth

11th
eleventh

12th
twelfth

13th
thirteenth

14th
fourteenth

15th
fifteenth

16th
sixteenth

17th
seventeenth

18th
eighteenth

19th
nineteenth

20th
twentieth

B Look and Learn

1. Listen and repeat. CD1 Track 4 2. Ask and answer.

What is it? It's an apartment.



1 an apartment



2 a house



3 a backyard



4 a bathroom



5 a bedroom



6 a dining room




7 a kitchen



8 a living room

3. Listen, point, and repeat. CD1 Track 5

4. Ask and answer.



Where is your mom?

She's in the kitchen.

She's = She is

C Look and Practice

1. Listen and chant. CD1 Track 6

Where are you?

Where are you?

I'm in the bathroom.

What are you doing in the bathroom?

I'm cleaning!

Scrub! Scrub!



Where are you?

Where are you?

I'm in the bedroom.

What are you doing in the bedroom?

I'm sleeping.

Snore! Snore!



2. Ask your friend. Write Yes or No.

1 Do you live in a house?

2 Do you live in an apartment?

3 Do you have a backyard?

4 Do you have a dining room?

I	My Friend

3. Ask and answer.

Where is he? He's in the backyard.



D Look and Play

1. Match and write. 2. Ask and answer.

Where is she?
What's she doing?

She's in the backyard.
She's jumping rope.

- A** backyard
- B** bathroom
- C** bedroom
- D** dining room
- E** kitchen
- F** living room






- 1** cooking dinner
- 2** watching TV
- 3** jumping rope
- 4** reading books
- 5** doing homework
- 6** cleaning



3. Check and say.

My mom is in the living room.

► It's 9 o'clock at night. Where are you? Where is your family?

					
My Mom					
My Dad					
My _____					
I					