

Learn



Listen and repeat. Track 51

g + l
↓
gl

glass



globe



glue

p + l
↓
pl

plane



plate




plum

s + l
↓
sl

sled



slide




slim

Say & Do

A Say, circle, and write.


1



pl **gl** sl

gl ass


2



sl pl gl

 ue


3



gl sl pl

 ide


4



gl pl sl

 im


5



sl pl gl

 um


6



gl pl sl

 ate


7



sl gl pl

 obe

8



sl pl gl

 ed

9





gl sl pl

 ane

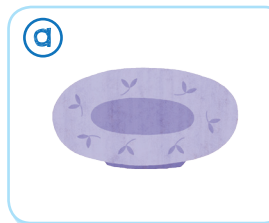
Listen & Do

 Listen, circle, and match. **Track 52**

1 plum glue




2 plate glass



3 globe sled



4 plane slide



 Listen and circle. **Track 53**

1 sled
slide
slice
glass

2 globe
glove
plane
glue

3 slide
plane
plant
plate

4 glue
sled
slim
slam



Listen and circle. Write and say. **Track 54**

1

(a)



(b)




The kid likes the _____.

2

(a)



(b)



The _____ is on the plate.

3

(a)



(b)



The flag is next to the _____.

4

(a)



(b)



The man has a _____.

5

(a)



(b)



The kid has a _____.

Read & Do

- Read the story. Track 55
- Chant along. Track 56



The bug is on the **plate**.
Blake hits the **plate**.



The bug is on the **plum**.
Blake hits the **plum**.



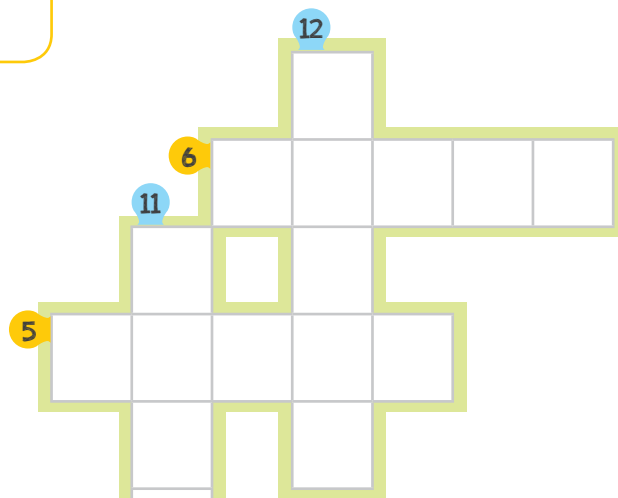

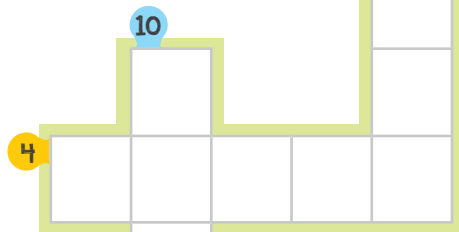
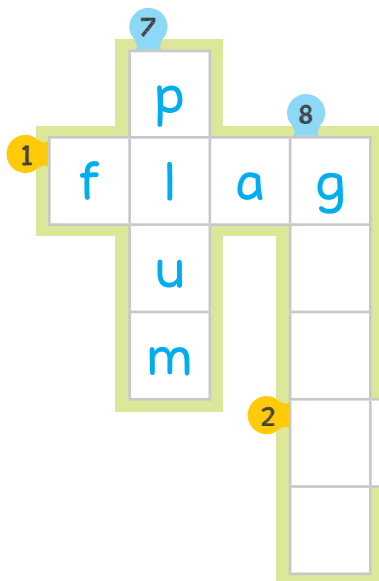
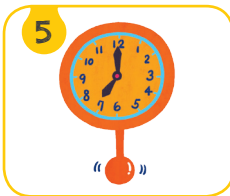


The bug is on the **globe**.
Blake doesn't hit the **globe**.



Blake spins the **globe**.
The bug says, "Stop!"

A Look and write.

➔ Across



↓ Down

