

Activity Sheet Answer Key




Unit 1- Unit 4

Speed Phonics 3

Activity Sheet Unit 1 ee ea

Name _____

• Circle and write.

ee		ea	
 green	 meat	 tree	 sea
 peanut	 feet	 leaf	 meat
 tree	 bee	 feet	 peanut

Instructions 1. Circle the pictures that match the double letter vowels written at the top of the columns.
2. Write the word for each picture and read them out loud (e.g. /ee/ green).

88 © 2015 © future Photocopiable

Speed Phonics 3

Activity Sheet Unit 2 oa ow

Name _____

• Circle and write.

1  oa <u>ow</u> yell <u>ow</u>	2  <u>oa</u> ow s <u>oa</u> p	3  <u>oa</u> ow b <u>oa</u> t
4  oa <u>ow</u> wind <u>ow</u>	5  <u>oa</u> ow t <u>oa</u> st	6  oa <u>ow</u> bl <u>ow</u>
7  <u>oa</u> ow g <u>oa</u> t	8  oa <u>ow</u> sn <u>ow</u>	

Instructions 1. Look at the pictures and circle the correct double letter vowels.
2. Write the missing letters to complete the words. 3. Read the words out loud (e.g. /ow/ yellow).

89 © 2015 © future Photocopiable

Speed Phonics 3

Activity Sheet Unit 3 ai ay

Name _____

• Circle the correct pairs and write.

1  <u>gray</u>	2  <u>tail</u>	3  train rain	4  <u>play</u>
5  <u>train</u>	6  tray clay	7  clay tray	8  <u>mail</u>
9  clay <u>play</u>	10  <u>rain</u>	11  tail train	12  <u>tray</u>

Instructions 1. Circle the words that match with the pictures. 2. Write the correct words if the words do not match with the pictures. 3. Read the words out loud (e.g. /ay/ gray).









90 © 2015 © future Photocopiable

Speed Phonics 3

Activity Sheet Unit 4 oi oy

Name _____

• Match and write.

1  oil	2  joy	3  boy	4  boil
<div style="display: flex; justify-content: space-around; align-items: center;"> <div style="border: 1px solid black; padding: 10px; text-align: center;">oi</div> <div style="border: 1px solid black; padding: 10px; text-align: center;">oy</div> </div>			
5  soybean	6  coin	7  point	8  toy

Instructions 1. Match the pictures with the correct double letter vowels.
2. Write the words and read them out loud (e.g. /oi/ oil).

91 © 2015 © future Photocopiable

Speed Phonics 3

Activity Sheet Unit 5 ow ou

Name _____

• Write *ow* or *ou*. Cut and paste.

1 br <u>ow</u> n 	2 cl <u>ou</u> d 	3 <u>ow</u> l 	4 m <u>ou</u> se 
5 h <u>ou</u> se 	6 cr <u>ow</u> n 	7 bl <u>ou</u> se 	8 c <u>ow</u> 

Instructions 1. Write the missing double letter vowels to complete the words.
2. Cut and paste the pictures in the correct boxes. 3. Read the words out loud (e.g. /ow/ brown).



92 © 2015 © future Photocopiable

Speed Phonics 3

Activity Sheet Unit 6 ir er ur

Name _____

• Circle and write.

1  ir <u>er</u> ur singer	2  ir <u>er</u> ur shirt	3  ir er <u>ur</u> turtle
4  ir er <u>ur</u> purse	5  ir <u>er</u> ur teacher	6  ir er <u>ur</u> nurse
7  <u>ir</u> er ur skirt	8  ir er <u>ur</u> purple	

Instructions 1. Look at the pictures and circle the correct double letter vowels.
2. Write the words and read them out loud (e.g. /er/ singer).

© 2015 © future Photocopiable 93

Speed Phonics 3

Activity Sheet Unit 7 ar or

Name _____

• Choose and write.

1  f <u>or</u> k	2  c <u>ar</u>	3  st <u>ar</u>
4  st <u>or</u> e	<div>ar</div> <div>or</div>	5  c <u>ar</u> d
6  c <u>or</u> n	7  h <u>or</u> se	8  p <u>ar</u> k

Instructions 1. Look at the pictures and write the correct double letter vowels.
2. Read the words out loud (e.g. /ar/ fork).

94 © 2015 © future Photocopiable









Speed Phonics 3

Activity Sheet Unit 8 oo

Name _____

• Cut and paste.

*The order of answers may vary.

OO (book)		OO (moon)	
			
			

Instructions 1. Cut and paste the pictures in the correct categories.
2. Read the words out loud (e.g. /oo/ book).





© 2015 © future Photocopiable 95





Speed Phonics 3





Activity Sheet Review 1 Double Letter Vowels

Name _____






• Cut, paste, and write.

ee	ea	oa	ow (blow)
			
tree bee	peanut meat	boat goat	snow window

ai	ay	oi	oy
			
train tail	play clay	coin boil	boy joy

ow (cow)	ou	ir	er
			
owl brown	mouse blouse	skirt shirt	teacher singer

96 © 2015 © future Photocopiable

ur	ar	or	oo (book)	oo (moon)
				
purse turtle	star car	corn store	cook wood	spoon pool

* Possible answers

ee: green, feet
 oa: soap, toast
 ai: mail, rain
 oi: oil, point
 ow (cow): crown
 ur: nurse, purple
 or: fork, horse
 oo (moon): zoo

ea: leaf, sea
 ow (blow): yellow
 ay: gray, tray
 oy: soybean, toy
 ou: cloud, house
 ar: card, park
 oo (book): foot

Instructions 1. Cut and paste the pictures in the correct categories. 2. Write the word for each picture and write one more word that has the same double letter vowels. 3. Read the words out loud (e.g. /ee/ tree).

© 2015 © future Photocopiable 97

Speed Phonics 3

Activity Sheet Unit 9 ng nk

Name _____

• Cut, paste, and write.

1 <u>r</u> <u>ank</u> 	2 <u>l</u> <u>ong</u> 	3 <u>s</u> <u>ong</u> 
4 <u>w</u> <u>ink</u> 	5 <u>k</u> <u>ing</u> 	6 <u>p</u> <u>ink</u> 
7 <u>r</u> <u>ing</u> 	8 <u>b</u> <u>ank</u> 	

Instructions 1. Cut and paste the pictures in the correct boxes.
 2. Write the missing letters to complete the words. 3. Read the words out loud (e.g. /ank/ rank).

98 © 2015 © future Photocopiable

Speed Phonics 3

Activity Sheet Unit 10 nd nt

Name _____

• Cut and paste.

1  w <u>ind</u>	2  pl <u>ant</u>
3  l <u>and</u>	4  p <u>ond</u>
5  t <u>ent</u>	6  s <u>end</u>
7  p <u>aint</u>	8  fr <u>ont</u>

Instructions 1. Cut and paste the letters in the correct boxes.
 2. Read the words out loud (e.g. /nd/ wind).

© 2015 © future Photocopiable 99

Speed Phonics 3

Activity Sheet Unit 11 ch sh


Name _____

• Circle and write.


ch-




sh-



-ch



-sh



Instructions 1. Circle two pictures that match the target sounds and write the words.
2. Read the words out loud (e.g. /ch/ chick).

100 © 2015 © future Photocopiable

Speed Phonics 3

Activity Sheet Unit 12 ph th wh

Name _____

• Write and match.

1 ck th i thick

2 wh sper i whisper

3 ph ne o phone

4 to o ph photo

5 wh le a whale

6 i n th thin



Instructions 1. Unscramble the letters and write the words. 2. Match the words with the correct pictures.
3. Read the words out loud (e.g. /th/ thick).

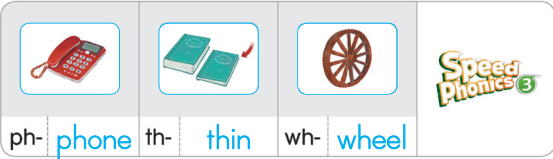
© 2015 © future Photocopiable 101

Speed Phonics 3

Activity Sheet Review 2 Double Letter Consonants

Name _____

• Cut, paste, and write.



102 © 2015 © future Photocopiable

Memo

