

Activity Sheet Answer Key

Unit 1- Unit 4

Speed Phonics 2

Activity Sheet Unit 1 Long Vowel a

Name _____

• Circle and write.

1  <div>ake <u>ape</u> ave</div>	2  <div>ave ape <u>ake</u></div>
3  <div><u>ake</u> ave ape</div>	4  <div>ake ape <u>ave</u></div>
5  <div>ave ake <u>ape</u></div>	6  <div>ape <u>ake</u> ave</div>
7  <div><u>ake</u> ape ave</div>	8  <div>ake ape <u>ave</u></div>

Instructions 1. Look at the pictures and circle the correct V-C-e combinations.
2. Write the correct V-C-e combinations and read the words out loud (e.g. /ape/ cape).









88 © 2015 © future Photocopiable

Speed Phonics 2

Activity Sheet Unit 2 Long Vowel a

Name _____

• Write, cut, and paste.

1  name	2  game	3  gate	4  date
n → g		m → t g → d	
5  vase	6  case	7  cane	8  lane
v → c		s → n c → l	

Instructions 1. Write the words by changing the letters as they are stated in the boxes.
2. Cut and paste the pictures above the matching words. 3. Read the words out loud (e.g. /ame/ name).

© 2015 © future Photocopiable 89









Speed Phonics 2

Activity Sheet Unit 3 Long Vowel i

Name _____

• Cut, paste, and write.

*The order of answers may vary.

-ine		-ine	
 line	 pine	 nine	 vine
-ike		-ime	
 bike	 lime	 hike	 time

Instructions 1. Cut and paste the pictures in the correct categories.
2. Write the words next to the pictures and read them out loud (e.g. /ine/ line).

90 © 2015 © future Photocopiable

Speed Phonics 2

Activity Sheet Unit 4 Long Vowel i

Name _____

• Cut, paste, and write.

1  bite	2  ride	3  pipe	4  five
5  kite	6  wipe	7  hide	8  dive

Instructions 1. Cut and paste the pictures in the correct boxes. 2. Write the V-C-e combinations.
3. Read the words out loud (e.g. /ite/ bite).

© 2015 © future Photocopiable 91









Unit 5- Review 1

Speed Phonics 2

Activity Sheet Unit 5 Long Vowel o

Name _____

• Trace, cut, and paste.

1 rose 	2 rope 	3 nose 	4 vote 
5 hope 	6 hose 	7 note 	8 pose 

Instructions 1. Trace the words. 2. Cut and paste the pictures under the matching words. 3. Read the words out loud (e.g. /ose/ rose).

92 © 2015 © future Photocopiable

Speed Phonics 2

Activity Sheet Unit 6 Long Vowel o

Name _____

• Cut and paste.

1  home h ome	2  pole p ole
3  mole m ole	4  bone b one
5  dome d ome	6  sole s ole
7  hole h ole	8  cone c one

Instructions 1. Cut and paste the V-C-e combinations in the correct boxes. 2. Read the words out loud (e.g. /ole/ pole).

© 2015 © future Photocopiable 93







Speed Phonics 2

Activity Sheet Unit 7 Long Vowel u

Name _____

• Write and match.

b	c	d	e	l	m	n	t	u
●	■	▲	◆	☺	◆	♥	♣	★

1 c u b e	     
2 t u n e	
3 d u n e	
4 m u l e	
5 t u b e	
6 m u t e	

Instructions 1. Write the words using the letter key. 2. Match the words with the correct pictures. 3. Read the words out loud (e.g. /une/ tune).

94 © 2015 © future Photocopiable












Speed Phonics 2

Activity Sheet Review 1 Long Vowels

Name _____

• Cut, paste, and write.

*The order of answers may vary.

a_e	i_e	o_e	u_e
 game	 pine	 rose	 tube
 cake	 bike	 mole	 June
 vase	 ride	 vote	 mule
 tape	 dive	 cone	 mute







© 2015 © future Photocopiable 95

Speed Phonics 2

Activity Sheet Unit 8 bl cl fl

Name _____

• Look and circle.

1  ack bl cl	2  iff fl cl
3  ag cl fl	4  ute bl fl
5  ock fl cl	6  ock bl cl
7  ap fl cl	8  ap bl fl

Instructions 1. Look at the pictures and circle the correct beginning consonant blends to complete the words.
2. Read the words out loud (e.g. /bl/ black).

© 2015 © future Photocopiable 97

Speed Phonics 2

Activity Sheet Unit 9 gl pl sl

Name _____

• Cut, paste, and write.

1  ass gl	2  ane pl	3  ed sl
4  im sl	5  um pl	6  obe gl
7  ide sl	8  ue gl	9  ate pl

Instructions 1. Cut and paste the pictures in the correct boxes.
2. Write the beginning consonant blends to complete the words. 3. Read the words out loud (e.g. /pl/ plum).










98 © 2015 © future Photocopiable

Speed Phonics 2

Activity Sheet Unit 10 br cr fr

Name _____

• Cut and paste.

1  ack cr	2  ide br
3  ame fr	4  ost fr
5  ane cr	6  ave br
7  og fr	8  ick br
9  ab cr	

Instructions 1. Cut and paste the beginning consonant blends in the correct boxes.
2. Read the words out loud (e.g. /cr/ crack).

© 2015 © future Photocopiable 99










Speed Phonics 2

Activity Sheet Unit 11 dr pr tr

Name _____

• Cut and paste.

*The order of answers may vary.

dr-	pr-	tr-
		
		
		

Instructions 1. Cut and paste the pictures in the correct categories.
2. Read the words out loud (e.g. /tr/ trumpet).


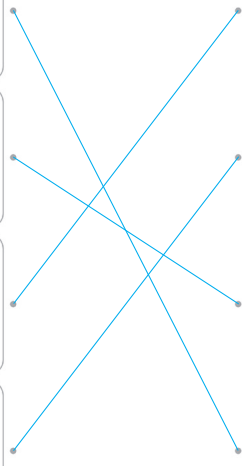







100 © 2015 © future Photocopiable

Speed Phonics 2

Activity Sheet Unit 12 sm sn st sw

Name _____

• Write and match.

<p>1  sm ile</p>		<p>a  sw im</p>
<p>2  st op</p>		<p>b  sn ack</p>
<p>3  sw an</p>		<p>c  st one</p>
<p>4  sn ake</p>		<p>d  sm ell</p>

Instructions 1. Write the beginning consonant blends to complete the words.
2. Match the pictures with the same beginning sounds. 3. Read the words out loud (e.g. /sm/ smile).

© 2015 © future Photocopiable 101

Speed Phonics 2

Activity Sheet Review 2 Double Letter Consonants

Name _____

• Cut, paste, and write.

			
bl- <u>block</u>	cl- <u>clap</u>	fl- <u>flute</u>	gl- <u>globe</u>
			
pl- <u>plane</u>	sl- <u>slide</u>	br- <u>brave</u>	cr- <u>crab</u>
			
fr- <u>frog</u>	dr- <u>dress</u>	pr- <u>print</u>	tr- <u>trumpet</u>
			
sm- <u>smell</u>	sn- <u>snake</u>	st- <u>stop</u>	sw- <u>swan</u>

102 © 2015 © future Photocopiable