



Sounds in Action 1

Perfecting English Pronunciation !



- Syllabus 04
- About the Book 06
- To The Teacher 07

• Unit 01 Ice Cream 08

• Unit 02 Thumbs Up 16

• Unit 03 No, No, Never 24

• Unit 04 My Mommy 32

• Unit 05 Review 1 40



CONTENTS

◦ Unit **06** I'm So Hungry 48

◦ Unit **07** Rolling, Rolling 56

◦ Unit **08** Good Afternoon, Teacher 64

◦ Unit **09** Review 2 72

◦ Unit **10** Listening 80

◦ My Picture Dictionary 88

◦ Chants 92

◦ Word List 94

◦ Congratulations 96



1 Warm Up

A Listen and chant.  Track 1-1

Ice Cream



May I have an ice cream?

Three scoops tall.

May I have an ice cream?

Cone and all.

One scoop! Two scoops! Three scoops tall!



B Chant with actions.



May I have



an ice cream?



Three scoops tall.



May I have



an ice cream?



Cone




and all.



One scoop!



Two scoops!



Three scoops




tall!

2 Vocabulary

A Listen and repeat.  Track 1 - 2



orange



apple



egg



ice cream



cake




chocolate

B Say the words. Write each word three times. 

1  apple apple apple



C Write the words. (See page 88.) 

3

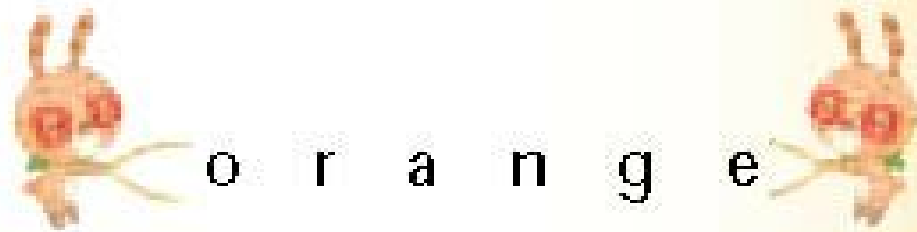
Learning Point

Let's learn how to use SCT.

SCT *Stretch Control Technique*

Step 1

Stretch the word.



Step 2

Listen for beginning and end sounds.











A Learn SCT.

SCT

All words in the English language fall into one of four groups.

Perfecting English Pronunciation

			
Words ending in l or le	Words ending in k, p, t, d, b or ke, pe, te, de, be	Words ending in g (not ng)	All other words
 apple	 cake	 egg	 ice cream

B Listen and practice SCT.  Track 1 - 3

<p>_____</p> <p>apple</p>	 Why?	<p>ends in l or le</p>
<p>_____</p> <p>cake</p> <p>_____</p> <p>chocolate</p>		<p>ends in k, p, t, d, b or ke, pe, te, de, be</p>
<p>_____</p> <p>egg</p>		<p>ends in g (not ng)</p>
<p>_____</p> <p>orange</p> <p>_____</p> <p>ice cream</p>		<p>all other words</p>

C Learn the SCT gestures.



Use the index finger.



Move from one side to the other. (left to right)



Listen for the end sound and choose the right group.



4

Practice

A Write SCT. Say the words using SCT gestures. 

1 cake

2 scoop

3 egg

4 ice cream

5 tall


6 orange

7 apple

8 cone

9 chocolate

B Listen, choose and write the words with SCT.  Track 1 - 4



ice cream

1



C Write the words. Rewrite the words with SCT. 
Use the word box below.

Word Box one tall scoop three

		Word	Word with SCT
1	2	two	<u>two</u>
2			
3	3		
4			
5	1		

D Write SCT. Listen and repeat. Use SCT gestures.   Track 1 - 5

1	<u>cone</u>	2	and	3	have
4	all	5	may	6	egg
7	orange	8	an	9	I

5

Application

A Write SCT for the chant. 

May I have an ice cream?

Three scoops tall.

May I have an ice cream?

Cone and all.

One scoop! Two scoops!


Three scoops tall!

Store

B Read the chant slowly. Use SCT gestures.

6 Wrap Up

Write SCT for each word. Listen and repeat.
Use SCT gestures.



1  *an apple and an orange*

2  *chocolate ice cream*

3  *apple cake*

4  *chocolate cake*

5  *orange ice cream*

6  *chocolate ice cream cone*

7  *one egg*