

SECOND  
EDITION

Children's Phonics for Reading

# SOUNDS GREAT

# 1

Single-Letter Sounds



WORKBOOK

# SOUNDS GREAT 1 **SECOND EDITION** WORKBOOK

Children's Phonics for Reading

Single-Letter Sounds

Anne Taylor

© 2020 Compass Publishing

All rights reserved. No part of this book may be reproduced, stored in a retrieval system, or transmitted in any form by any means, electronic, mechanical, photocopying, recording, or otherwise, without prior permission in writing from the publisher.


Project Manager: Flora Ko  
Project Coordinator: Naeun Park  
Copy Editor: Joy Campbell  
Illustrators: © Beehive Illustration Agency, Zhanna Mendel  
Cover/Interior Designer: Anni Choi  
Series Contributor: Thomas Hong

email: [info@compasspub.com](mailto:info@compasspub.com)  
<http://www.compasspub.com>

ISBN 978-1-64015-653-1

10 9 8 7 6 5 4 3 2 1  
24 23 22 21 20

Printed in Korea

 This is made with nontoxic materials.

# Table of Contents

<b>UNIT 1</b>	<b>Aa Bb Cc</b> .....	<b>4</b>
	ant, apple, angry, alligator, bear, baby, book, bird, cat, cup, cut, cookie	
<b>UNIT 2</b>	<b>Dd Ee Ff</b> .....	<b>8</b>
	doll, dog, desk, duck, elephant, egg, elevator, elbow, fish, fan, five, fat	
<b>UNIT 3</b>	<b>Gg Hh Ii</b> .....	<b>12</b>
	goat, good, girl, gorilla, house, hat, happy, hill, insect, ill, in, igloo	
<b>UNIT 4</b>	<b>Jj Kk Ll</b> .....	<b>16</b>
	jet, jeep, jam, jump, kangaroo, key, kick, kite, leg, lion, lemon, look	
<b>UNIT 5</b>	<b>Mm Nn Oo</b> .....	<b>20</b>
	monkey, moon, man, mouse, nut, nine, nose, nurse, octopus, ostrich, October, ox	
<b>UNIT 6</b>	<b>Pp Qq Rr</b> .....	<b>24</b>
	pants, pizza, potato, pen, question, queen, quilt, quiet, robot, red, run, ring	
<b>UNIT 7</b>	<b>Ss Tt Uu Vv</b> .....	<b>28</b>
	sun, sea, sad, sit, tiger, tall, ten, fire, umpire, umbrella, up, under, violin, vest, van, vase	
<b>UNIT 8</b>	<b>Ww Xx Yy Zz</b> .....	<b>32</b>
	watch, window, wash, water, fox, box, six, fix, yo-yo, yellow, yawn, yacht, zipper, zebra, zoo, zero	

**Review (Units 1-8)** .....

**36**

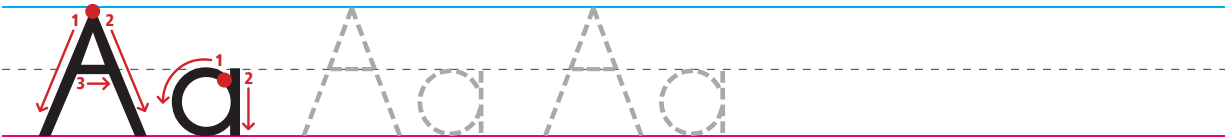
**Handwriting Practice** .....

**40**




Trace and write the letters.

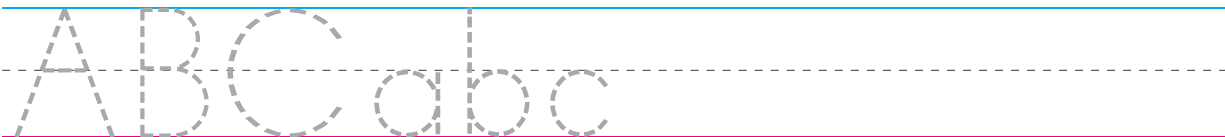
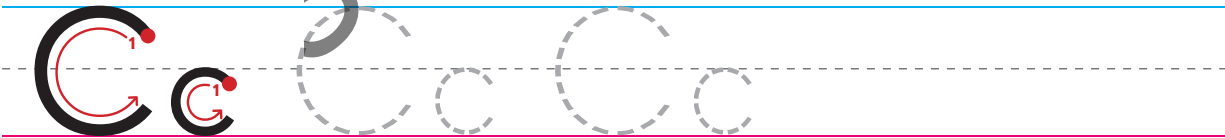
Aa



Bb



Cc





Match the pictures and the letters.

1				
2				
3				

*Note: Dashed red lines connect the pictures to their corresponding letters: 1 to a, 2 to c, 3 to A.*



Color the beginning letters.


1		A	B	C	a	b	c
2		A	B	C	a	b	c
3		A	B	C	a	b	c
4		A	B	C	a	b	c



Write the correct beginning letters.


Aa Bb Cc

1



Aa

2




3




4



5




6




7




8




9



10



11



12





Fill in the missing letters and write the words.

a b c

1 ant

2 pple

3 aby

4 at

5 ook

6 ookie