

## How to make and play, ABC BOX !

Practice your sounds with the box.

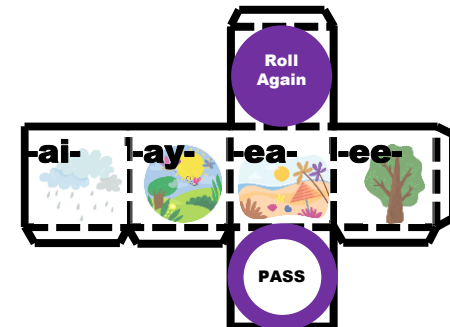
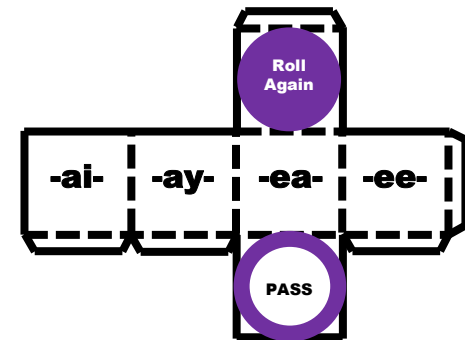
For every 2 units, you can review 4 to 5 sounds using the dice crafted by you!

**STEP 1.** Cut and fold the box as the line directs.

**STEP 2.** Within the groups of students, roll the box/dice they made.

**STEP 3.** Let the students say the words with the sounds/illustrations on the top of the box/dice or pronounce the sounds correctly.

\*Utilize the box/dice in different games!



## SOUNDS BOX U1-U2:

**-ai-, -ay-, -ea-, -ee-**

STEP 1. Make the box.

STEP 2. Roll the box.

STEP 3. Say the words that rhyme with the short vowel sounds.

GLUE

**Roll  
Again**

! Please ask for help  
using scissors.



----- Fold

————— Cut

**-ai-**

**-ay-**

**-ea-**

**-ee-**

GLUE

GLUE

GLUE

GLUE

**PASS**

## SOUNDS BOX U1-U2:

**-ai-, -ay-, -ea-, -ee-**

STEP 1. Make the box.

STEP 2. Roll the box.

STEP 3. Say the words that rhyme with the short vowel sounds.

GLUE

**Roll  
Again**

! Please ask for help  
using scissors.



----- Fold

————— Cut

**-ai-**



GLUE

**-ay-**




GLUE

**-ea-**



**-ee-**



GLUE

GLUE

**PASS**

## SOUNDS BOX U3-U4:

**-oa-, -ow-, -oi-, -oy-**

STEP 1. Make the box.

STEP 2. Roll the box.

STEP 3. Say the words that rhyme with the short vowel sounds.

GLUE

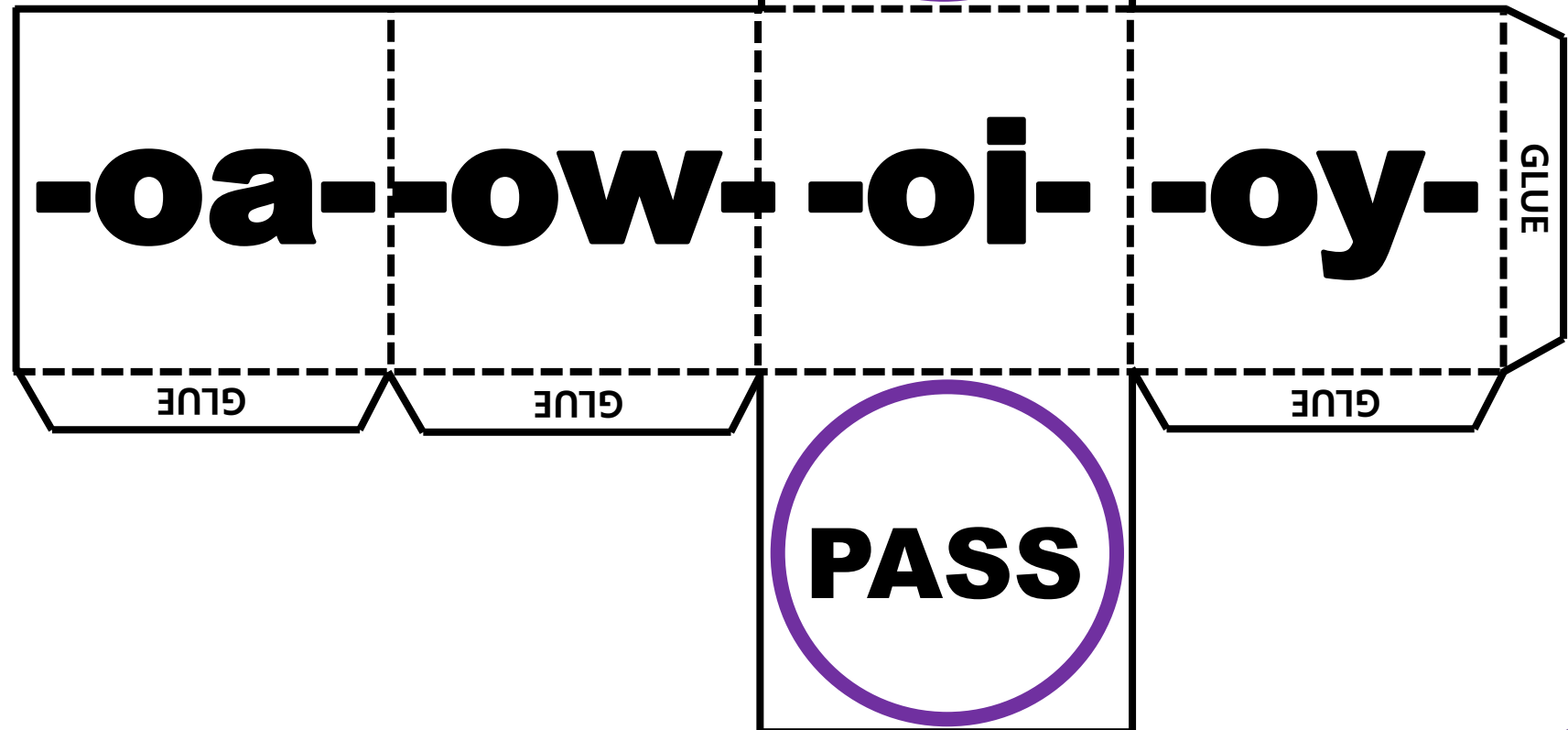
**Roll  
Again**

! Please ask for help  
using scissors.



----- Fold

————— Cut



## SOUNDS BOX U3-U4:

**-oa-, -ow-, -oi-, -oy-**

STEP 1. Make the box.

STEP 2. Roll the box.

STEP 3. Say the words that rhyme with the short vowel sounds.

GLUE

**Roll  
Again**

! Please ask for help  
using scissors.



----- Fold

————— Cut

**-oa-**



GLUE

**-ow-**



GLUE

**-oi-**



**PASS**

**-oy-**



GLUE

GLUE

## SOUNDS BOX U5-U6:

**-ou-, -ow-, -oo-(long), -oo-(short)**

STEP 1. Make the box.

STEP 2. Roll the box.

STEP 3. Say the words that rhyme with the short vowel sounds.

GLUE

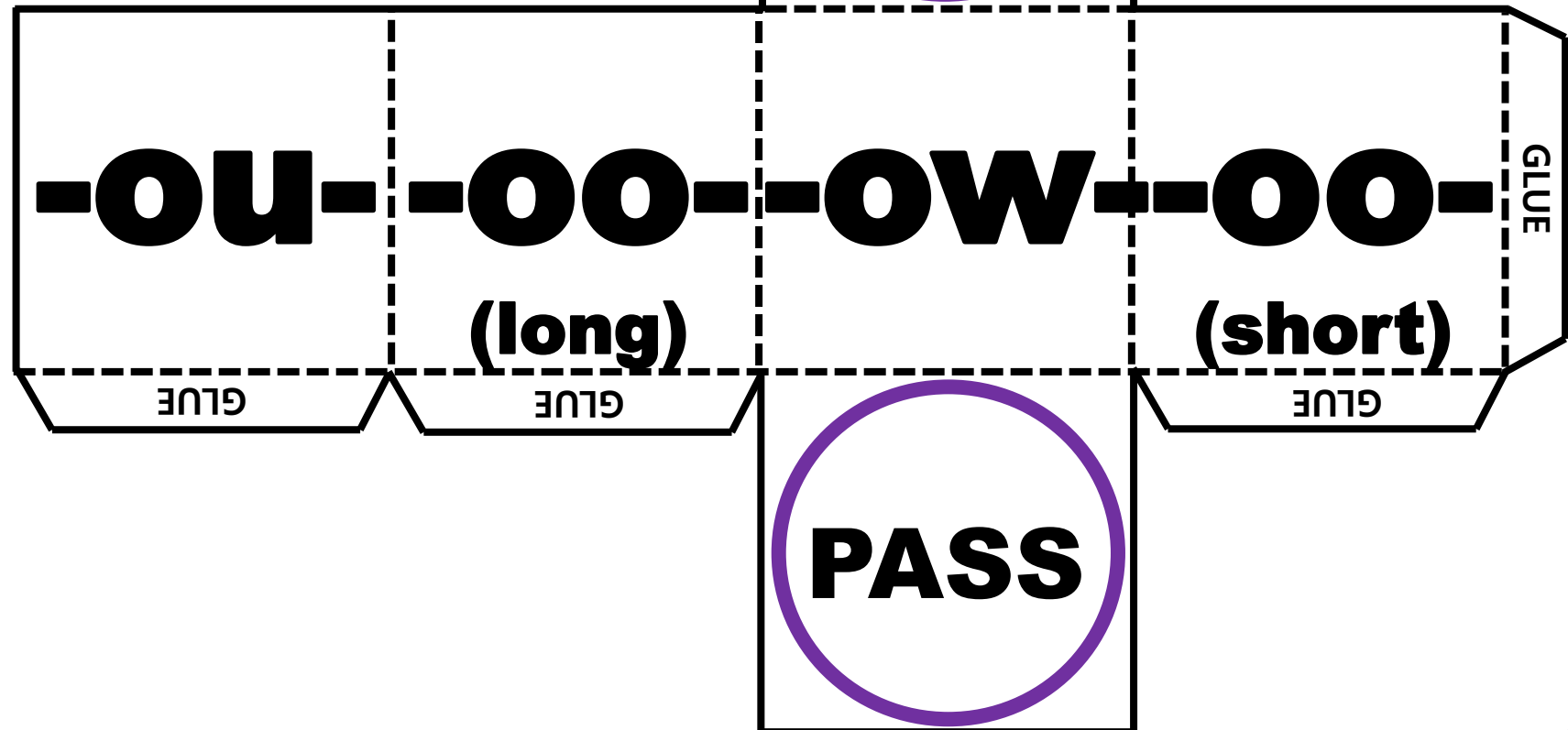
**Roll  
Again**

! Please ask for help  
using scissors.



----- Fold

————— Cut



## SOUNDS BOX U5-U6:

**-ou-, -ow-, -oo-(long), -oo-(short)**

STEP 1. Make the box.

STEP 2. Roll the box.

STEP 3. Say the words that rhyme with the short vowel sounds.

GLUE

**Roll  
Again**

! Please ask for help  
using scissors.



----- Fold

————— Cut

**-ou-**



GLUE

**-oo-(long)**



GLUE

**-ow-**



**PASS**

**-oo-(short)**



GLUE

GLUE

## SOUNDS BOX U7-U8:

**-ar-, -or-, -er-, -ir-, -ur-**

STEP 1. Make the box.

STEP 2. Roll the box.

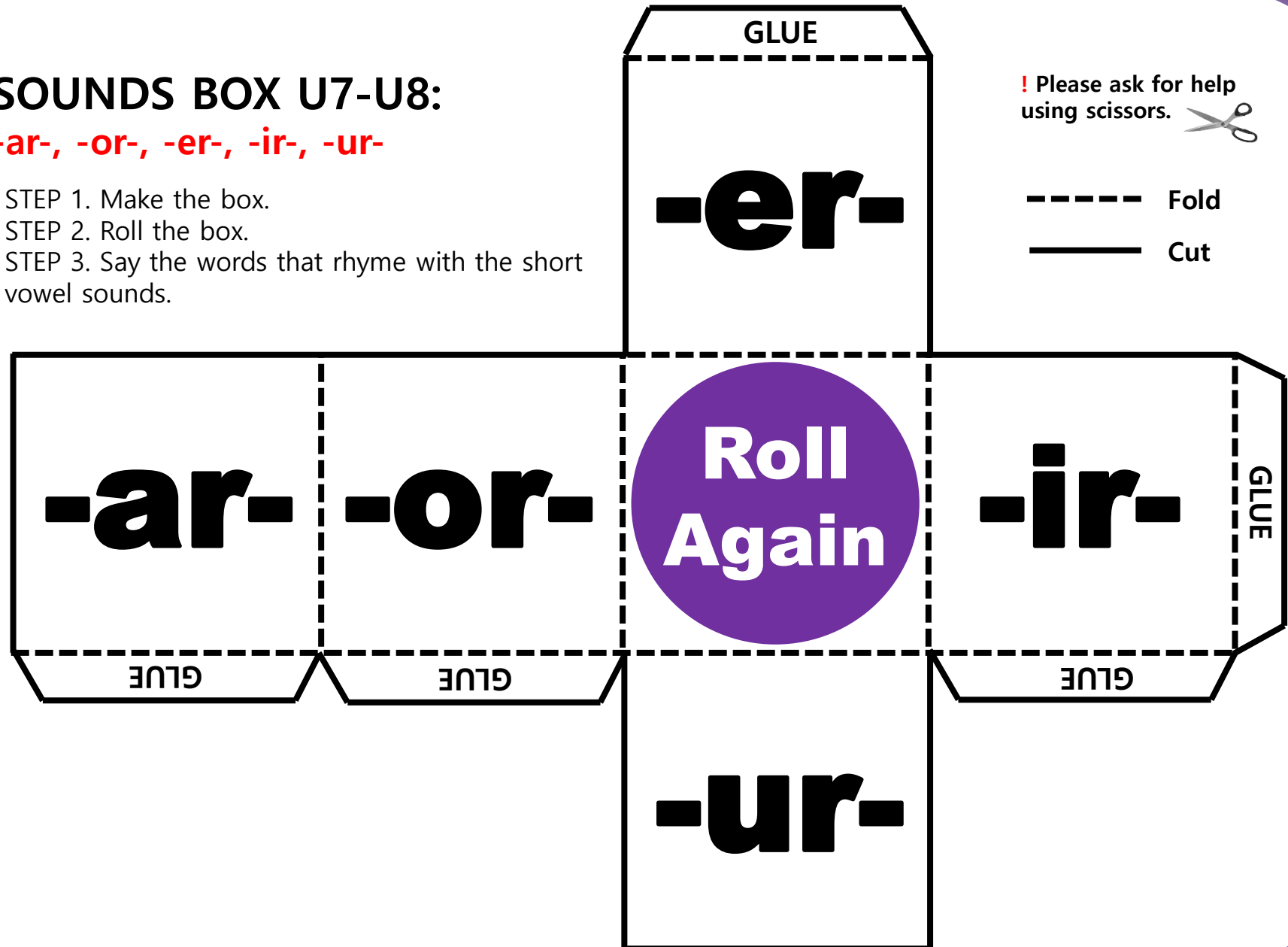
STEP 3. Say the words that rhyme with the short vowel sounds.

! Please ask for help using scissors.



----- Fold

————— Cut





## SOUNDS BOX U7-U8:

**-ar-, -or-, -er-, -ir-, -ur-**

STEP 1. Make the box.

STEP 2. Roll the box.

STEP 3. Say the words that rhyme with the short vowel sounds.

GLUE

**-er-**



! Please ask for help using scissors.



----- Fold

————— Cut

**-ar-**



GLUE

**-or-**



GLUE

**Roll Again**

**-ir-**



GLUE

GLUE

**-ur-**




## Make your own SOUNDS BOX

STEP 1. Make the box.

STEP 2. Roll the box.

STEP 3. Say the words that rhyme with the short vowel sounds.

! Please ask for help  
using scissors. 

----- Fold

————— Cut

