

How to make and play, ABC BOX !

Practice your sounds with the box.


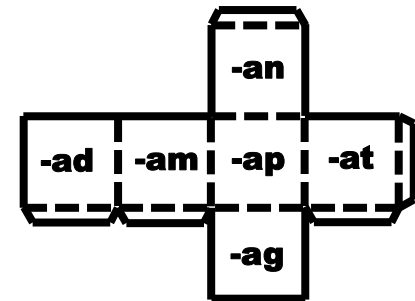
For every 2 units, you can review 6 to 8 sounds using the dice crafted by you!

STEP 1. Cut and fold the box as the line directs.

STEP 2. Within the groups of students, roll the box/dice they made.

STEP 3. Let the students say the words with the sounds/illustrations on the top of the box/dice or pronounce the sounds correctly.

*Utilize the box/dice in different games!



SOUNDS BOX U1-U2:

-ad, -am, -ap, -ag, -an, -at

STEP 1. Make the box.

STEP 2. Roll the box.

STEP 3. Say the words that rhyme with the short vowel sounds.

GLUE

-an

! Please ask for help
using scissors.



----- Fold

————— Cut

-ad

-am

-ap

-at

GLUE

GLUE

GLUE

GLUE

-ag

SOUNDS BOX U1-U2:

-ad, -am, -ap, -ag, -an, -at

STEP 1. Make the box.

STEP 2. Roll the box.

STEP 3. Say the words that rhyme with the short vowel sounds.

GLUE

-an



! Please ask for help using scissors.



----- Fold

————— Cut

-ad



GLUE

-am



GLUE

-ap



-ag



-at



GLUE

GLUE

SOUNDS BOX U3-U4:

-ed, -eg, -en, -et, -ib, -id, -ig, -in

STEP 1. Make the box.

STEP 2. Roll the box.

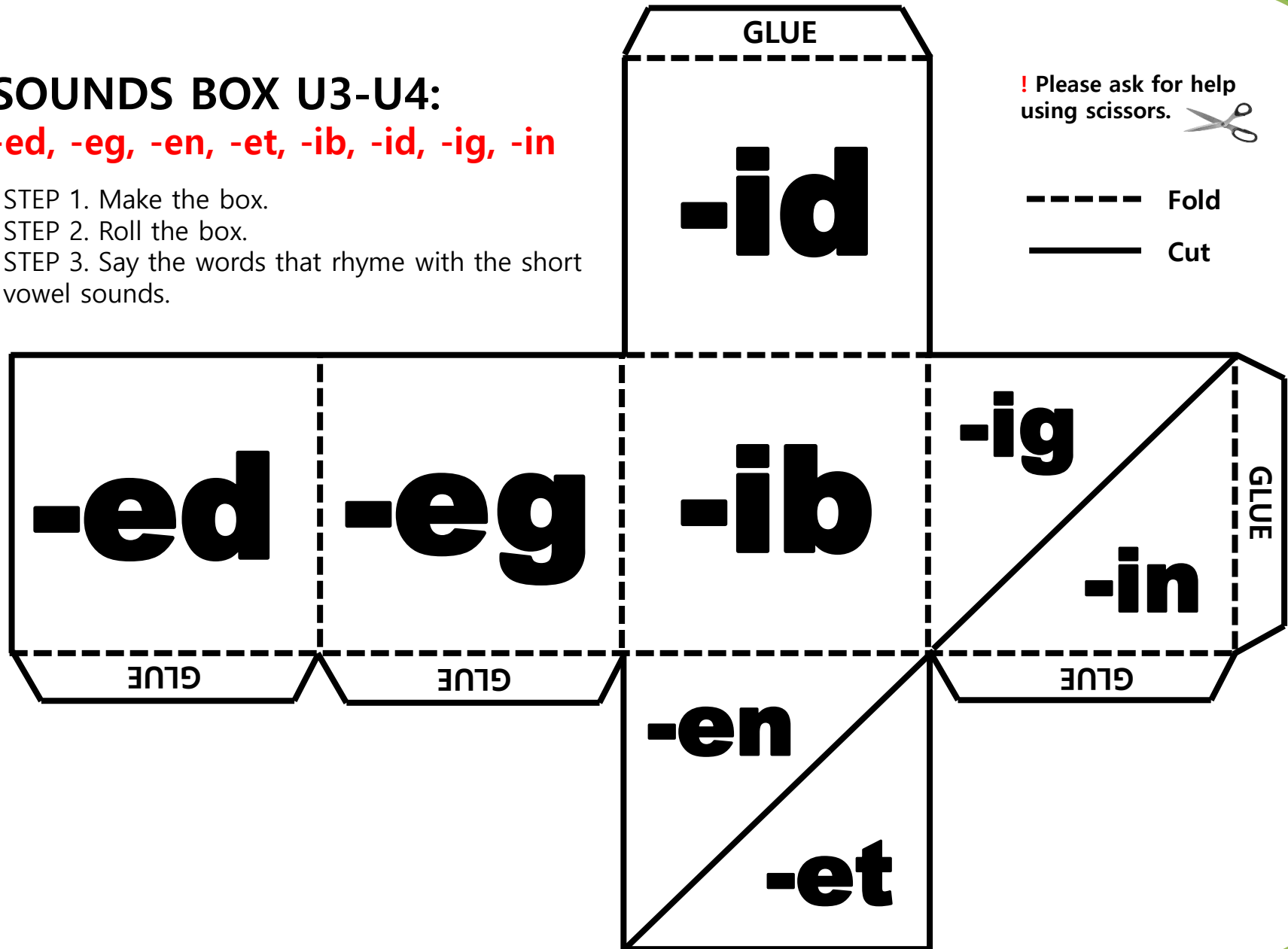
STEP 3. Say the words that rhyme with the short vowel sounds.

! Please ask for help using scissors.



----- Fold

————— Cut



SOUNDS BOX U3-U4:

-ed, -eg, -en, -et, -ib, -id, -ig, -in

STEP 1. Make the box.

STEP 2. Roll the box.

STEP 3. Say the words that rhyme with the short vowel sounds.

GLUE

-id



! Please ask for help using scissors.



----- Fold

————— Cut

-ed



GLUE

-eg




GLUE

-ib




-en




-et

-ig



-in



GLUE

GLUE


SOUNDS BOX U5-U6:

-ip, -it, -ix, -og, -op, -ot, -ox

STEP 1. Make the box.

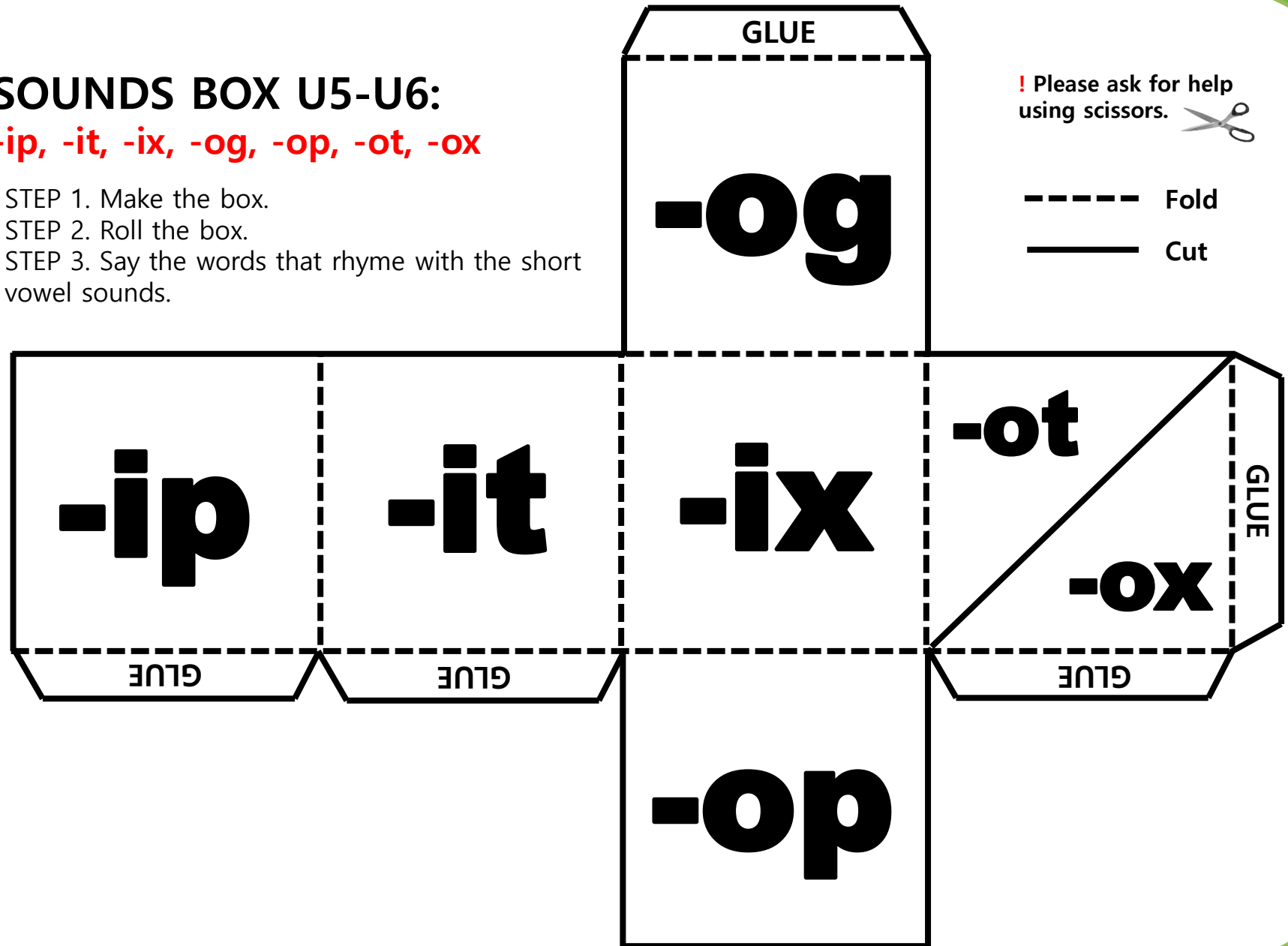
STEP 2. Roll the box.

STEP 3. Say the words that rhyme with the short vowel sounds.

! Please ask for help
using scissors. 

----- Fold

————— Cut



SOUNDS BOX U5-U6:

-ip, -it, -ix, -og, -op, -ot, -ox

STEP 1. Make the box.

STEP 2. Roll the box.

STEP 3. Say the words that rhyme with the short vowel sounds.

GLUE

-og



! Please ask for help using scissors.



----- Fold

————— Cut

-ip



GLUE

-it



GLUE

-ix



-op



-ot



-ox

GLUE

GLUE

SOUNDS BOX U7-U8:

-ub, -ug, -up, -ud, -un, -ut

STEP 1. Make the box.

STEP 2. Roll the box.

STEP 3. Say the words that rhyme with the short vowel sounds.

GLUE

-ud

! Please ask for help
using scissors.



----- Fold

————— Cut

-ub

-ug

-up

-ut

GLUE

GLUE

GLUE

GLUE

-un

SOUNDS BOX U7-U8:

-ub, -ug, -up, -ud, -un, -ut

STEP 1. Make the box.

STEP 2. Roll the box.

STEP 3. Say the words that rhyme with the short vowel sounds.

GLUE

-ud




! Please ask for help using scissors.



----- Fold

————— Cut

-ub



GLUE

-ug



GLUE

-up



-un




-ut



GLUE

GLUE

Make your own **SOUNDS BOX**

! Please ask for help
using scissors. 

----- Fold

————— Cut

