







# SCHOOL

# Phonics 4

Double Letter Vowels

# Contents



|                  |                |  |          |
|------------------|----------------|--|----------|
| Unit<br><b>1</b> | <b>ee · ea</b> |   | <b>4</b> |
|------------------|----------------|--|----------|

|                  |                |  |           |
|------------------|----------------|--|-----------|
| Unit<br><b>2</b> | <b>oa · ow</b> |   | <b>12</b> |
|------------------|----------------|--|-----------|

|                  |                |  |           |
|------------------|----------------|--|-----------|
| Unit<br><b>3</b> | <b>ai · ay</b> |   | <b>20</b> |
|------------------|----------------|--|-----------|

|                  |                 |              |           |
|------------------|-----------------|--------------|-----------|
| Unit<br><b>4</b> | <b>Review 1</b> | <b>ee-ay</b> | <b>28</b> |
|------------------|-----------------|--------------|-----------|

|                  |                |   |           |
|------------------|----------------|---|-----------|
| Unit<br><b>5</b> | <b>oi · oy</b> |   | <b>32</b> |
|------------------|----------------|---|-----------|



|                  |                |  |           |
|------------------|----------------|--|-----------|
| Unit<br><b>6</b> | <b>ow · ou</b> |   | <b>40</b> |
|------------------|----------------|--|-----------|

|                  |                     |  |           |
|------------------|---------------------|--|-----------|
| Unit<br><b>7</b> | <b>ir · er · ur</b> |    | <b>48</b> |
|------------------|---------------------|--|-----------|

**Unit 8**    **Review 2**    oi-ur    **56**

**Unit 9**    ar · or         **60**

**Unit 10**    oo         **68**

**Unit 11**    ie         **76**

**Unit 12**    **Review 3**    ar-ie    **84**

**Board Game**    88

**Test**    90

**Sight Words**    98

**Flashcards**    99

 Listen and repeat. Track 02

ee



bee



ea



sea




 Chant along. Track 03





Listen, point, and repeat. Track 04

ee



bee



green



seed



tree



Trace and say.

1



seed

2



bee

3



green

4




tree



Listen, point, and repeat.

Track 05

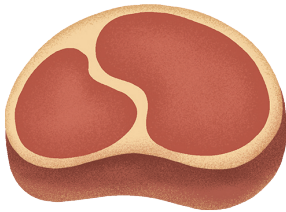
ea



sea



leaf



meat

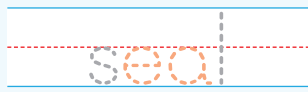


seal

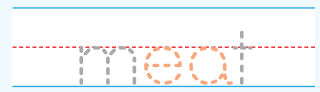


Trace and say.

1




2



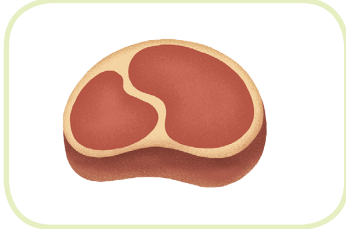
3



4




Circle and say.

1  ee  
ea

2  ee  
ea

3  ee  
ea

4  ee  
ea

Match and write.



a tr\_\_\_\_



b s\_\_\_\_



c s e a l



d gr\_\_\_\_n




Stick and chant. Track 06


ee

Sticker

Sticker



Sticker



Listen and circle. Track 07

1

seed

green

feed

tree

2

meat

sea

leaf

tea

3

tree

jeep

bee

seed

4

lead

leaf

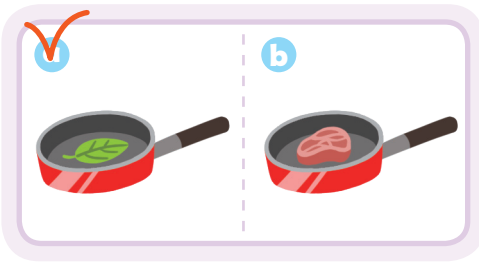
sea

seal




 Listen, check, and write. Track 08

1



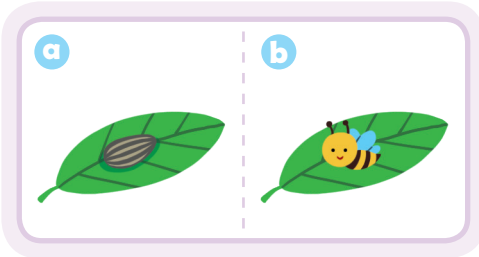
The leaf is in the pan.

2



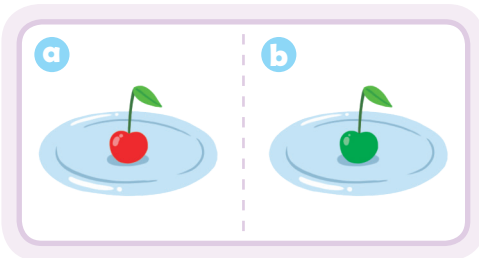
The kids bike to the \_\_\_\_\_.

3



A \_\_\_\_\_ is on the leaf.

4



Look at the \_\_\_\_\_ cherry.

5



They see a \_\_\_\_\_ in the sea.



Listen to the story. Read along.

Track 09

Track 10

The **bee** sees a **seed**.  
The **bee** takes the **seed**.



The **bee** sees a **green leaf**.  
The **bee** sits on the **leaf**.





Oh, it is not a **green leaf**.  
It is a **green frog**!

Sight Words

a, is, it, not, oh, on, takes, the

 Look and write.





1 ee → bee ee → bee

2 → → → →

3 → → → →

4 → → → →



5 ea → leaf → →

6 → → → →

7 → → → →

8 → → → →