




























# SCHOOL Phonics 3

Long Vowels / Double Letter Consonants

# Contents

<b>Unit</b> <b>1</b>	<b>ake · ame</b> <b>ape · ave</b>					<b>4</b>
<b>Unit</b> <b>2</b>	<b>ide · ike</b> <b>ine · ite</b>			<b>9</b>		<b>12</b>
<b>Unit</b> <b>3</b>	<b>ole · ome</b> <b>one · ope</b>					<b>20</b>
<b>Unit</b> <b>4</b>	<b>ube · ute</b> <b>ule · une</b>					<b>28</b>
<b>Unit</b> <b>5</b>	<b>Review 1</b>	<b>Long Vowels</b>				<b>36</b>
<b>Unit</b> <b>6</b>	<b>bl · cl · gl · pl</b>					<b>40</b>
<b>Unit</b> <b>7</b>	<b>dr · fr · pr · tr</b>					<b>48</b>

Unit **8** sm · sn · st · sw  56

Unit **9** ng · nk  64

Unit **10** ch · sh  72


Unit **11** th · ph · wh  80

Unit **12** **Review 2** Double Letter Consonants 88

Board Games 92      Test 96

Sight Words 103      Flashcards 104

## ake · ame · ape · ave

 Listen and repeat. Track 02

**a** \_ → **a** \_ **e**

**a** **k**



**a** **k** **e**

**a** **m**



**a** **m** **e**

**a** **p**



**a** **p** **e**

**a** **v**



**a** **v** **e**

 Chant along. Track 03








Listen, point, and repeat. Track 04

**-ake**



**c + ake → cake**



**l + ake → lake**

**-ame**



**g + ame → game**



**n + ame → name**



Trace and say.

1

l ake

lake

2

c ake

cake

3

g ame

game

4


n ame

name



Listen, point, and repeat. **Track 05**

**-ape**



**c + ape → cape**




**t + ape → tape**

**-ave**



**c + ave → cave**



**w + ave → wave**



Trace and say.

1

t ape  
tape

2

c ape  
cape

3

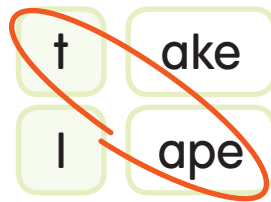
w ave  
wave

4

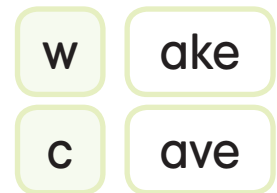
c ave  
cave

## Circle and say.

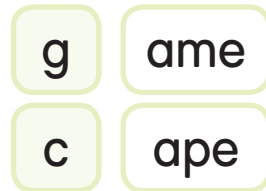
1



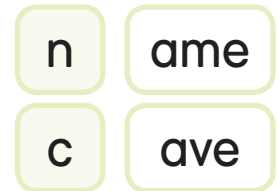
2



3





4



## Look and check.

1

-ame



2

-ape




3

-ave



4

-ake







Stick and chant. **Track 06**

**-ake**

**-ame**

**-ape**

**Sticker**



**Sticker**

**Sticker**

**Sticker**

**Sticker**



Listen and check. **Track 07**

1



lake



cake



name



bake

2



cake



cave



wave



gave

3



game



name



came



cake

4



cape



cave



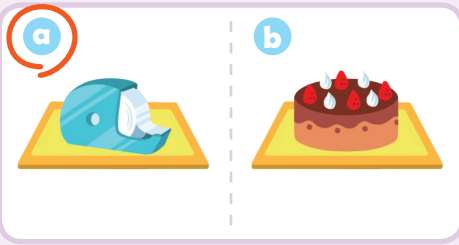
take



tape

 Listen, circle, and trace. Track 08

1




The

tape

cake

is on the mat.

2



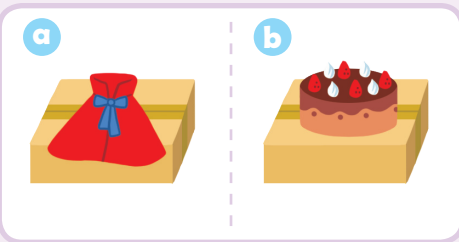
The dog is by the

lake

cave

.

3



The

cape

cake

is on the box.

4



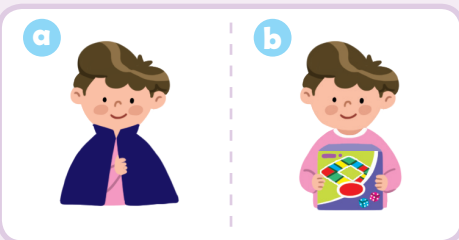
The man is in the

wave

cave

.

5



The kid has a

cape

game

.





Listen to the story. Read along.

Track 09

Track 10

Dave has a box.  
His name is on the box.



Dave has a cake.  
The cake is a wave.




Oh, what is that?  
A bug is on the wave!



Sight Words

a, has, his, is, oh, on, that, the, what

**A** Look and write.




1    c ake → oake    c ake → oake

2               →                       →           

3    g ame → game            →           

4               →                       →           



5               →                       →           

6               →                       →           

7               →                       →           

8               →                       →