

● Do a role play.

Instructions

1. Make groups of two students.
2. Assign a character role to each student from the cast list.
3. Make stick puppets using the pictures of each character on the page following the playlet script.
4. Give groups time to practice the playlet.
5. Have groups present the playlet in front of the class.

Cast

Mark




Eddie



Scene 1 A Floating Ball

In 2028, Mark from Earth visits Eddie on the Moon. Mark's car lands on the Moon. Eddie greets Mark.

 : Hi Eddie.

 : Hi Mark, your new car looks cool!

 : Thanks. What's new?


Eddie shows his new soccer ball to Mark.


 : I have a new soccer ball.

 : Cool! Can we play soccer on your field?


 : Sure, let's play soccer!

Mark and Eddie start playing soccer. Mark shoots the ball.

 : [worriedly] Oh no! The ball is floating away!

 : [confidently] Don't worry. I have an idea.

Eddie jumps high and catches the ball with his tie. Mark nods his head.

 : Smart idea, Eddie!

Scene 2 A Smart Catch

Mark puts his hands over his stomach.

 : Can we cook some popcorn?

 : Sure, let's cook popcorn!

Eddie starts cooking some popcorn on the grill.

 : [worriedly] Oh no! The popcorn is floating away!

 : [confidently] Don't worry. I have an idea.

Mark jumps off of the trampoline and catches the popcorn with his mouth.

 : Smart idea, Mark!

Stick Puppets

Cut out the character pictures below and attach wooden sticks onto the back of each.

