











- Cut, paste, and write.



1 ee	
	

2 ea	
	

3 oa	
	

4 ow	
	

5 ai	
	

6 ay	
	



Instructions

1. Cut out the picture-words.
2. Paste the picture-words in the correct categories.
3. Write the words under the picture-words.
4. Read the target double letter vowels and words out loud (e.g. /ee/ seed).