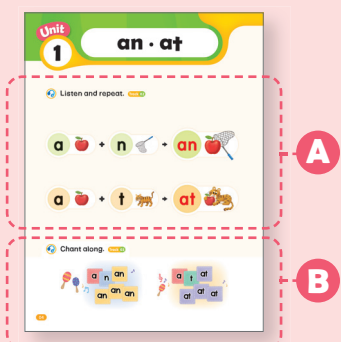


Course Outline

I. Regular Lesson Flow

Lesson 1

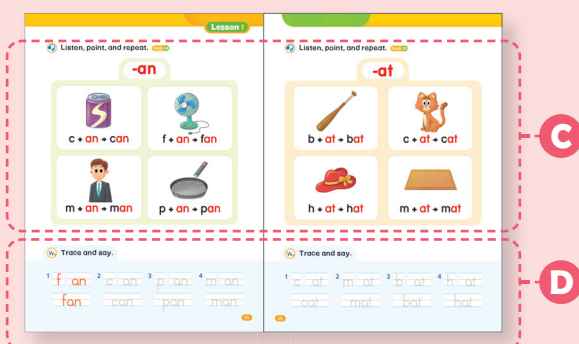
Introduction (Target Sounds)



A Target sounds are initially introduced through phonetic equations. Students will learn the letter-sound relationships by listening and repeating.

B A phonics-instructive chant is provided that includes the learned sounds. Students will more closely familiarize themselves with the unit's targets by sounding them out through chanting.

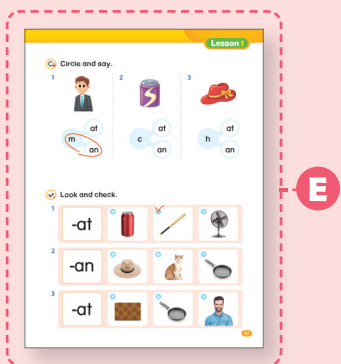
Introduction (Target Words)



C Representative words for each target sound are presented alongside corresponding pictures. Students will learn the words containing the target sounds by listening, pointing, and repeating.

D Target words are spelled out with dotted lines for students to trace over. After tracing the words, students will have a chance to practice vocalizing them.

Practice



E A pair of exercises is presented with illustrations and photos to let students practice distinguishing the target sounds that were introduced to them.

Lesson Extension



F An activity sheet is provided for each unit. Students will consolidate their comprehension of the unit's targets through the completion of various activities.

*Photocopiable and printable from the Teacher's Manual.

Lesson 2

Link & Practice

A Stick and chant.

B Listen and trace.

C Listen, check, and trace.

A A combined sticker and chant activity is presented to refresh students' grasp of the previous lesson's target sounds and words. Students will then practice identifying the targets through a reading-based exercise.

B Students will practice identifying and writing out the unit's target words through a listening-based exercise. The words are presented amidst new words that also comprise the unit's target sounds.

C Students will practice identifying and writing out the unit's target words in the context of meaningful sentences through a listening-based exercise.

Story

D Listen to the story. Read along.

D An amusing, target-filled unit story is presented with dual tracks to listen and read along to. The story's animation is also provided on the Hybrid CD and Mobile App. Students will practice reading the target words in context so as to reinforce the phonics skills that they have learned.

Writing

E Look and write.

E Students are given guided space to write out the unit's target words after they have looked at their corresponding picture-words.

Lesson Extension

F Listen and write the words.

Check the correct picture-words.

F A unit test is provided for each unit. Students will check their degree of comprehension of the unit's targets.

*Photocopiable and printable from the Teacher's Manual.

II. Review Lesson Flow

Lesson 1

Review Practice (Listening)



- Review practice aims to consolidate the recognition of targets that were introduced in the preceding block of units.

A Students will review the targets by completing a series of listening-based exercises.


Review Practice (Reading & Writing)



- B** Students will review the targets by identifying and writing out sounds to complete words.

- C** Students will review the targets by reading and writing out words in the context of meaningful sentences.

Lesson Extension



- D** An activity sheet is provided to help students consolidate their comprehension of the reviewed targets.

- E** A review test is provided to check students' overall level of comprehension of the reviewed targets.

*Both are photocopiable and printable from the Teacher's Manual.

Lesson 2

Readers Story



A

A Readers story written and illustrated using the targets of the preceding block of units is presented with dual tracks to listen and read along to. The story's animation is also provided on the Hybrid CD and Mobile App. Students will review the targets in more elaborate contexts to consolidate key skills on their path to literacy.

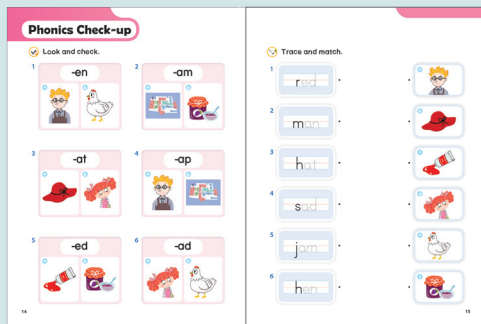
Story Check-up



B

B Students will assess their comprehension of the story's events through an engaging check-up activity.

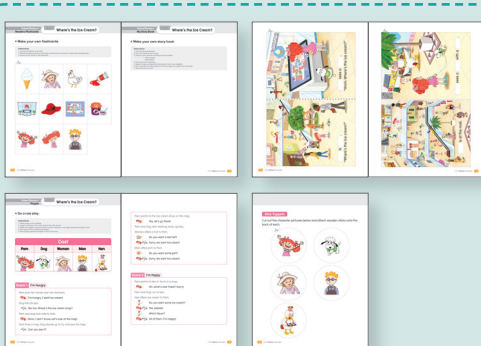
Phonics Check-up



C

C Students will assess their comprehension of the phonics targets present within the story through a pair of check-up activities.

Lesson Extension



D

D A set of activities is provided for students to creatively play around with the phonics-filled contents of each story in a hands-on way. The student-made activities let students approach the various phonics targets that they have learned from an alternative perspective, and also help them to bring each story to life in their own, unique way.

*All activity sheets are photocopiable and printable from the Teacher's Manual.