






## Unit 01. Seeds

**Name:**
















**Date:**

► Listen and fill in each blank.

TR 01

1. Here are  seeds.
2.  are small and brown.
3. These are  seeds.
4. They are  and yellow.
5. They are  and green.

► Write the words again.

- |  |   |
|--|---|
| 1.  | 2.  |
|     |     |
|     |     |
| 3.  | 4.  |
|     |     |
|     |     |
| 5.  |   |
|     |   |
|     |   |

## Unit 02. Bubbles, Bubbles

**Name:**

**Date:**

► Listen and fill in each blank.

TR 02

1. Let's  bubbles.
2. First, mix  and water.
3. What a small  !
4.  a long bubble!
5. We are getting  !

► Write the words again.

- |  |  |
|--|--|
| 1. <div style="border-bottom: 1px solid black; height: 15px; margin-bottom: 2px;"></div> <div style="border-bottom: 1px solid black; height: 15px; margin-bottom: 2px;"></div> <div style="border-bottom: 1px solid black; height: 15px;"></div> | 2. <div style="border-bottom: 1px solid black; height: 15px; margin-bottom: 2px;"></div> <div style="border-bottom: 1px solid black; height: 15px; margin-bottom: 2px;"></div> <div style="border-bottom: 1px solid black; height: 15px;"></div> |
| 3. <div style="border-bottom: 1px solid black; height: 15px; margin-bottom: 2px;"></div> <div style="border-bottom: 1px solid black; height: 15px; margin-bottom: 2px;"></div> <div style="border-bottom: 1px solid black; height: 15px;"></div> | 4. <div style="border-bottom: 1px solid black; height: 15px; margin-bottom: 2px;"></div> <div style="border-bottom: 1px solid black; height: 15px; margin-bottom: 2px;"></div> <div style="border-bottom: 1px solid black; height: 15px;"></div> |
| 5. <div style="border-bottom: 1px solid black; height: 15px; margin-bottom: 2px;"></div> <div style="border-bottom: 1px solid black; height: 15px; margin-bottom: 2px;"></div> <div style="border-bottom: 1px solid black; height: 15px;"></div> |  |

## Unit 03. A Rainy Day

**Name:**

**Date:**

► Listen and fill in each blank.

TR 03

1. I put on my .
2. I  on my raincoat.
3. I  my umbrella.
4. There is a .
5. It's time to .

► Write the words again.

1.
3.
5.

2.
4.

## Unit 05. Vegetable Popsicles

**Name:**

**Date:**

► Listen and fill in each blank.

TR 04

1. I don't like .
2. I don't like .
3. I  like beans.
4. Mom  the vegetables.
5. I  vegetables now.

► Write the words again.

- |                         |                         |
|-------------------------|-------------------------|
| 1. <input type="text"/> | 2. <input type="text"/> |
| <input type="text"/>    | <input type="text"/>    |
| <input type="text"/>    | <input type="text"/>    |
| 3. <input type="text"/> | 4. <input type="text"/> |
| <input type="text"/>    | <input type="text"/>    |
| <input type="text"/>    |                         |
| 5. <input type="text"/> |                         |
| <input type="text"/>    |                         |

## Unit 06. Interesting Patterns

**Name:**

**Date:**

► Listen and fill in each blank.

TR 05

1. Let's  the patterns.
2. , lion, mouse, cow, lion, and....
3. What comes  ?
4.  comes next.
5.  comes next.

► Write the words again.

- |                         |                         |
|-------------------------|-------------------------|
| 1. <input type="text"/> | 2. <input type="text"/> |
| <input type="text"/>    | <input type="text"/>    |
| <input type="text"/>    | <input type="text"/>    |
| 3. <input type="text"/> | 4. <input type="text"/> |
| <input type="text"/>    | <input type="text"/>    |
| <input type="text"/>    |                         |
| 5. <input type="text"/> |                         |
| <input type="text"/>    |                         |

## Unit 07. Merry Christmas!

**Name:**

**Date:**

► Listen and fill in each blank.

TR 06

1. We  Santa Claus Village.
2. We  Santa.
3. This  is for you.
4. This  is for you.
5. Santa is .

► Write the words again.

- |                         |                         |
|-------------------------|-------------------------|
| 1. <input type="text"/> | 2. <input type="text"/> |
| <input type="text"/>    | <input type="text"/>    |
| <input type="text"/>    | <input type="text"/>    |
| 3. <input type="text"/> | 4. <input type="text"/> |
| <input type="text"/>    | <input type="text"/>    |
| <input type="text"/>    |                         |
| 5. <input type="text"/> |                         |
| <input type="text"/>    |                         |

## Unit 09. Thanks, Doctor!

**Name:**

**Date:**

► Listen and fill in each blank.

TR 07

1. My  hurts.
2. Here is a .
3. My  hurts.
4.  tummy hurts.
5.  are some cookies.

► Write the words again.

- |                         |                         |
|-------------------------|-------------------------|
| 1. <input type="text"/> | 2. <input type="text"/> |
| <input type="text"/>    | <input type="text"/>    |
| <input type="text"/>    | <input type="text"/>    |
| 3. <input type="text"/> | 4. <input type="text"/> |
| <input type="text"/>    | <input type="text"/>    |
| <input type="text"/>    |                         |
| 5. <input type="text"/> |                         |
| <input type="text"/>    |                         |

## Unit 10. Backyard Camping

**Name:**

**Date:**

► Listen and fill in each blank.

TR 08

1. We camp in the .
2. Ellie brings .
3. Liam  games.
4. We  snacks together.
5. The  smiles at us.

► Write the words again.

- |  |  |
|--|--|
| 1. <div style="border-bottom: 1px solid black; margin-bottom: 2px;"></div> <div style="border-bottom: 1px solid black; margin-bottom: 2px;"></div> <div style="border-bottom: 1px solid black;"></div> | 2. <div style="border-bottom: 1px solid black; margin-bottom: 2px;"></div> <div style="border-bottom: 1px solid black; margin-bottom: 2px;"></div> <div style="border-bottom: 1px solid black;"></div> |
| 3. <div style="border-bottom: 1px solid black; margin-bottom: 2px;"></div> <div style="border-bottom: 1px solid black; margin-bottom: 2px;"></div> <div style="border-bottom: 1px solid black;"></div> | 4. <div style="border-bottom: 1px solid black; margin-bottom: 2px;"></div> <div style="border-bottom: 1px solid black; margin-bottom: 2px;"></div> <div style="border-bottom: 1px solid black;"></div> |
| 5. <div style="border-bottom: 1px solid black; margin-bottom: 2px;"></div> <div style="border-bottom: 1px solid black; margin-bottom: 2px;"></div> <div style="border-bottom: 1px solid black;"></div> |  |

## Unit 11. Where Is Dad's Ring?

**Name:**

**Date:**

► Listen and fill in each blank.

TR 09

1. Dad lost his .
2. He goes to the .
3. It's  on the bed.
4. He goes to the .
5. It's not in the .

► Write the words again.

- |  |  |
|--|--|
| 1. <div style="border-bottom: 1px solid black; margin-bottom: 2px;"></div> <div style="border-bottom: 1px solid black; margin-bottom: 2px;"></div> <div style="border-bottom: 1px solid black;"></div> | 2. <div style="border-bottom: 1px solid black; margin-bottom: 2px;"></div> <div style="border-bottom: 1px solid black; margin-bottom: 2px;"></div> <div style="border-bottom: 1px solid black;"></div> |
| 3. <div style="border-bottom: 1px solid black; margin-bottom: 2px;"></div> <div style="border-bottom: 1px solid black; margin-bottom: 2px;"></div> <div style="border-bottom: 1px solid black;"></div> | 4. <div style="border-bottom: 1px solid black; margin-bottom: 2px;"></div> <div style="border-bottom: 1px solid black; margin-bottom: 2px;"></div> <div style="border-bottom: 1px solid black;"></div> |
| 5. <div style="border-bottom: 1px solid black; margin-bottom: 2px;"></div> <div style="border-bottom: 1px solid black; margin-bottom: 2px;"></div> <div style="border-bottom: 1px solid black;"></div> |  |

## Unit 13. My Aunt

**Name:**

**Date:**

► Listen and fill in each blank.

TR 10

1. This is my .
2. She has curly .
3. She  blue eyes.
4. She is  kind.
5. She grows many .

► Write the words again.

- |  |  |
|--|--|
| 1. <div style="border-bottom: 1px solid black; height: 15px; margin-bottom: 2px;"></div> <div style="border-bottom: 1px solid black; height: 15px; margin-bottom: 2px;"></div> <div style="border-bottom: 1px solid black; height: 15px;"></div> | 2. <div style="border-bottom: 1px solid black; height: 15px; margin-bottom: 2px;"></div> <div style="border-bottom: 1px solid black; height: 15px; margin-bottom: 2px;"></div> <div style="border-bottom: 1px solid black; height: 15px;"></div> |
| 3. <div style="border-bottom: 1px solid black; height: 15px; margin-bottom: 2px;"></div> <div style="border-bottom: 1px solid black; height: 15px; margin-bottom: 2px;"></div> <div style="border-bottom: 1px solid black; height: 15px;"></div> | 4. <div style="border-bottom: 1px solid black; height: 15px; margin-bottom: 2px;"></div> <div style="border-bottom: 1px solid black; height: 15px; margin-bottom: 2px;"></div> <div style="border-bottom: 1px solid black; height: 15px;"></div> |
| 5. <div style="border-bottom: 1px solid black; height: 15px; margin-bottom: 2px;"></div> <div style="border-bottom: 1px solid black; height: 15px; margin-bottom: 2px;"></div> <div style="border-bottom: 1px solid black; height: 15px;"></div> |  |

## Unit 14. Help me!

**Name:**

**Date:**

► Listen and fill in each blank.

TR 11

1. Somebody  me.
2. I'm making a .
3. I'm making a .
4. I'm  a doll.
5. You can't help .

► Write the words again.

1.
3.
5.

2.
4.

## Unit 15. Sand Animals

**Name:**

**Date:**

► Listen and fill in each blank.

TR 12

1. Can I take a  ?
2. Is this a  ?
3. Is  a seal?
4. Is this a  ?
5. They're a whale .

► Write the words again.

- |                         |                         |
|-------------------------|-------------------------|
| 1. <input type="text"/> | 2. <input type="text"/> |
| <input type="text"/>    | <input type="text"/>    |
| <input type="text"/>    | <input type="text"/>    |
| 3. <input type="text"/> | 4. <input type="text"/> |
| <input type="text"/>    | <input type="text"/>    |
| <input type="text"/>    |                         |
| 5. <input type="text"/> |                         |
| <input type="text"/>    |                         |