

Unit 01. Paper magic

Name:

Date:

► Listen and fill in each blank.

TR 01

1. He is a artist.
2. He make many things.
3. He can make a .
4. He can a cake.
5. He can make a .

► Write the words again.

- | | |
|-------------------------|-------------------------|
| 1. <input type="text"/> | 2. <input type="text"/> |
| <input type="text"/> | <input type="text"/> |
| <input type="text"/> | <input type="text"/> |
| 3. <input type="text"/> | 4. <input type="text"/> |
| <input type="text"/> | <input type="text"/> |
| <input type="text"/> | |
| 5. <input type="text"/> | |
| <input type="text"/> | |






Unit 02. Under the Sea

Name:






Date:

► Listen and fill in each blank.

TR 02

1. I  into the water.
2.  at the fish.
3. It's  .
4. Look at the  .
5. Look at the  .

► Write the words again.

- | | |
|---|--|
| 1. 
_____ | 2. 
_____ |
| _____ | _____ |
| 3. 
_____ | 4. 
_____ |
| _____ | _____ |
| 5. 
_____ | |
| _____ | |

Unit 03. Who Lives There?

Name:

Date:

► Listen and fill in each blank.

TR 03

1. There is a .
2. lives in it?
3. A .
4. There is a .
5. is a house.

► Write the words again.

- | | |
|-------------------------|-------------------------|
| 1. <input type="text"/> | 2. <input type="text"/> |
| <input type="text"/> | <input type="text"/> |
| <input type="text"/> | <input type="text"/> |
| 3. <input type="text"/> | 4. <input type="text"/> |
| <input type="text"/> | <input type="text"/> |
| <input type="text"/> | |
| 5. <input type="text"/> | |
| <input type="text"/> | |






Unit 05. Dune Sliding

Name:


Date:



► Listen and fill in each blank.

TR 04

1. Three friends go  sliding.
2. Duke has a  .
3. Sue has a  .
4. Ted  a box.
5. Duke sits  the tube.

► Write the words again.

1. 
3. 
5. 

2. 
4. 

Unit 06. A Butterfly on My Nose

Name:

Date:

► Listen and fill in each blank.

TR 05

1. I a butterfly.
2. Look at the .
3. It's on the .
4. The flies and flies.
5. It's on nose.

► Write the words again.

- | | |
|-------------------------|-------------------------|
| 1. <input type="text"/> | 2. <input type="text"/> |
| <input type="text"/> | <input type="text"/> |
| <input type="text"/> | <input type="text"/> |
| 3. <input type="text"/> | 4. <input type="text"/> |
| <input type="text"/> | <input type="text"/> |
| <input type="text"/> | |
| 5. <input type="text"/> | |
| <input type="text"/> | |

Unit 07. Going for a Hike

Name:

Date:

► Listen and fill in each blank.

TR 06

1. Let's go for a .
2. I need a .
3. I need a .
4. I'm ready .
5. I a cage.

► Write the words again.

- | | |
|-------------------------|-------------------------|
| 1. <input type="text"/> | 2. <input type="text"/> |
| <input type="text"/> | <input type="text"/> |
| <input type="text"/> | <input type="text"/> |
| 3. <input type="text"/> | 4. <input type="text"/> |
| <input type="text"/> | <input type="text"/> |
| <input type="text"/> | |
| 5. <input type="text"/> | |
| <input type="text"/> | |

Unit 09. Clean Your Room

Name:

Date:

► Listen and fill in each blank.

TR 07

1. room is dirty.
2. the desk.
3. Clean the .
4. Clean the .
5. boy.

► Write the words again.

- | | |
|-------------------------|-------------------------|
| 1. <input type="text"/> | 2. <input type="text"/> |
| <input type="text"/> | <input type="text"/> |
| <input type="text"/> | <input type="text"/> |
| 3. <input type="text"/> | 4. <input type="text"/> |
| <input type="text"/> | <input type="text"/> |
| <input type="text"/> | |
| 5. <input type="text"/> | |
| <input type="text"/> | |






Unit 10. Sugar Land

Name:






Date:

► Listen and fill in each blank.

TR 08

1.  are made of sugar.
2. Don't touch the  .
3. Don't touch the  .
4.  touch the slipper.
5. Those are made of  .

► Write the words again.

- | | |
|--|---|
| 1.  | 2.  |
| 3.  | 4.  |
| 5.  | |

Unit 11. Act like Me

Name:

Date:

► Listen and fill in each blank.

TR 09

1. I am a .
2. Can walk like me?
3. Jump like a .
4. Can you like me?
5. Stomp a dinosaur.

► Write the words again.

1.

3.

5.

2.

4.

Unit 13. Wake Up, Dad!

Name:

Date:

► Listen and fill in each blank.

TR 10

1. Let's together.
2. Let's play the .
3. Let's play the .
4. I'm .
5. Let's go on a .

► Write the words again.

1.
3.
5.

2.
4.






Unit 14. Swans and a Crocodile

Name:






Date:

► Listen and fill in each blank.

TR 11

1.  are six swans.
2. One  joins in.
3. Four swans  in.
4. All the swans  swimming.
5. There are  swans.

► Write the words again.

- | | |
|---|--|
| 1. 
_____ | 2. 
_____ |
| _____ | _____ |
| 3. 
_____ | 4. 
_____ |
| _____ | _____ |
| 5. 
_____ | |
| _____ | |

Unit 15. They Smell Bad

Name:

Date:

► Listen and fill in each blank.

TR 12

1. Let's eat some .
2. you like muffins?
3. They bad.
4. Do you like ?
5. Those smell good.

► Write the words again.

- | | |
|--|--|
| 1. <div style="border-bottom: 1px solid black; height: 15px; margin-bottom: 2px;"></div> <div style="border-bottom: 1px solid black; height: 15px; margin-bottom: 2px;"></div> <div style="border-bottom: 1px solid black; height: 15px;"></div> | 2. <div style="border-bottom: 1px solid black; height: 15px; margin-bottom: 2px;"></div> <div style="border-bottom: 1px solid black; height: 15px; margin-bottom: 2px;"></div> <div style="border-bottom: 1px solid black; height: 15px;"></div> |
| 3. <div style="border-bottom: 1px solid black; height: 15px; margin-bottom: 2px;"></div> <div style="border-bottom: 1px solid black; height: 15px; margin-bottom: 2px;"></div> <div style="border-bottom: 1px solid black; height: 15px;"></div> | 4. <div style="border-bottom: 1px solid black; height: 15px; margin-bottom: 2px;"></div> <div style="border-bottom: 1px solid black; height: 15px; margin-bottom: 2px;"></div> <div style="border-bottom: 1px solid black; height: 15px;"></div> |
| 5. <div style="border-bottom: 1px solid black; height: 15px; margin-bottom: 2px;"></div> <div style="border-bottom: 1px solid black; height: 15px; margin-bottom: 2px;"></div> <div style="border-bottom: 1px solid black; height: 15px;"></div> | |