


LITTLE EFL PHONICS 3

Contents



Unit 1

Beginning Sounds 1

Lesson 1	b · v	8
Lesson 2	p · f	11
Lesson 3	Review: b · v · p · f	14
Lesson 4	d · t	17
Lesson 5	c · s	20
Lesson 6	Review: d · t · c · s	23

Unit 2

Beginning Sounds 2

Lesson 1	l · r	28
Lesson 2	m · n	31
Lesson 3	Review: l · r · m · n	34
Lesson 4	h · w	37
Lesson 5	b · j	40
Lesson 6	Review: h · w · b · j	43

Unit 3

Ending Sounds 1

Lesson 1	b · p	48
Lesson 2	d · t	51
Lesson 3	Review: b · p · d · t	54
Lesson 4	m · n	57
Lesson 5	g · t	60
Lesson 6	Review: m · n · g · t	63

Unit 4**Ending Sounds 2**

Lesson 1	p · t	68
Lesson 2	n · g	71
Lesson 3	Review: p · t · n · g	74
Lesson 4	t · n	77
Lesson 5	g · x	80
Lesson 6	Review: t · n · g · x	83

Unit 5**Short Vowels**

Lesson 1	a · e (1)	88
Lesson 2	i · o · u (1)	91
Lesson 3	Review 1: a · e · i · o · u	94
Lesson 4	a · e (2)	97
Lesson 5	i · o · u (2)	100
Lesson 6	Review 2: a · e · i · o · u	103

Progress Test

106



Unit 1

Beginning Sounds 1

Lesson 1 b • v

Lesson 2 p • f

Lesson 3 Review: b • v • p • f

Target Sounds and Words

b



bag



bed



bus

v



van



vet



violin

p



pen



pig



pot

f



fan



fin



fox

Lesson 4 d • t

Lesson 5 c • s

Lesson 6 Review: d • t • c • s

Target Sounds and Words

d



dad



dam



dog

t



ten



top



tub

c



cap



cat



cup

s



sit



six



sun



Lesson 1

b • v

1. Listen, point and repeat. 

b



bag



bed



bus

v



van




vet



violin

2. Listen and trace the beginning letter. 

1



2



3



4



5



6



3. Let's clap chant.

03 Track

b

b b



b b



b b



v

v v



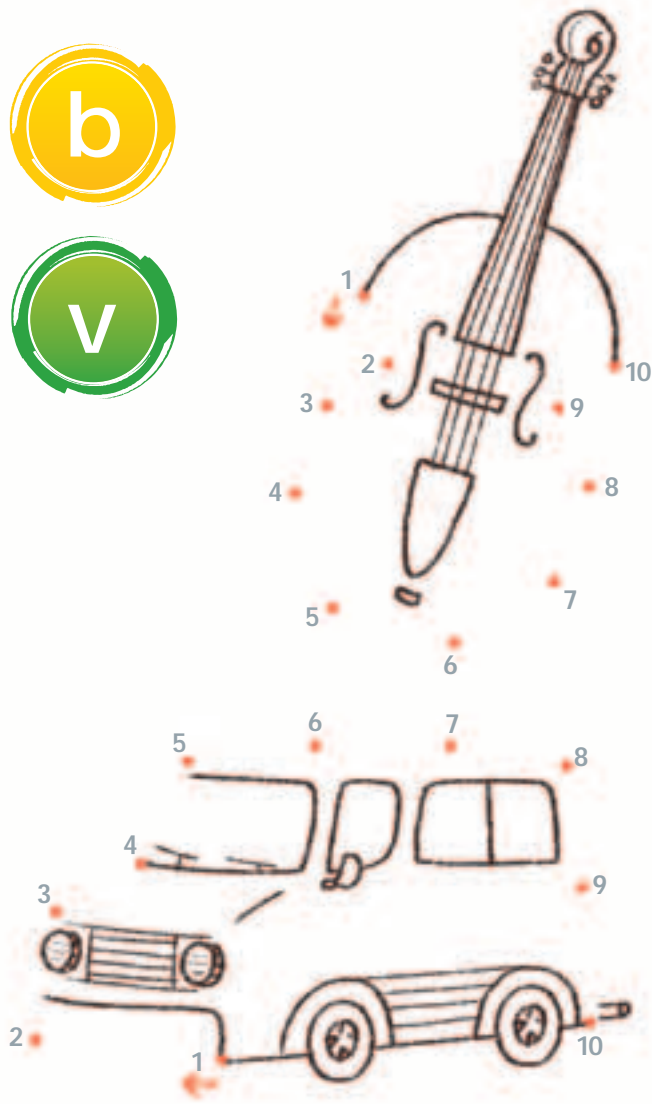
v v



v v



4. Connect the dots. Color and say the words.



5. Write **b** or **v**.

1



u s

2



e d

3



e t



Lesson 2

p • f

1. Listen, point and repeat. 

p



pen



pig



pot

f



fan



fin



fox

2. Listen and circle the beginning letter. 

1



2



3



4



5



6



3. Let's clap chant.

06 Track

p

p p



p p



p p



f

f f



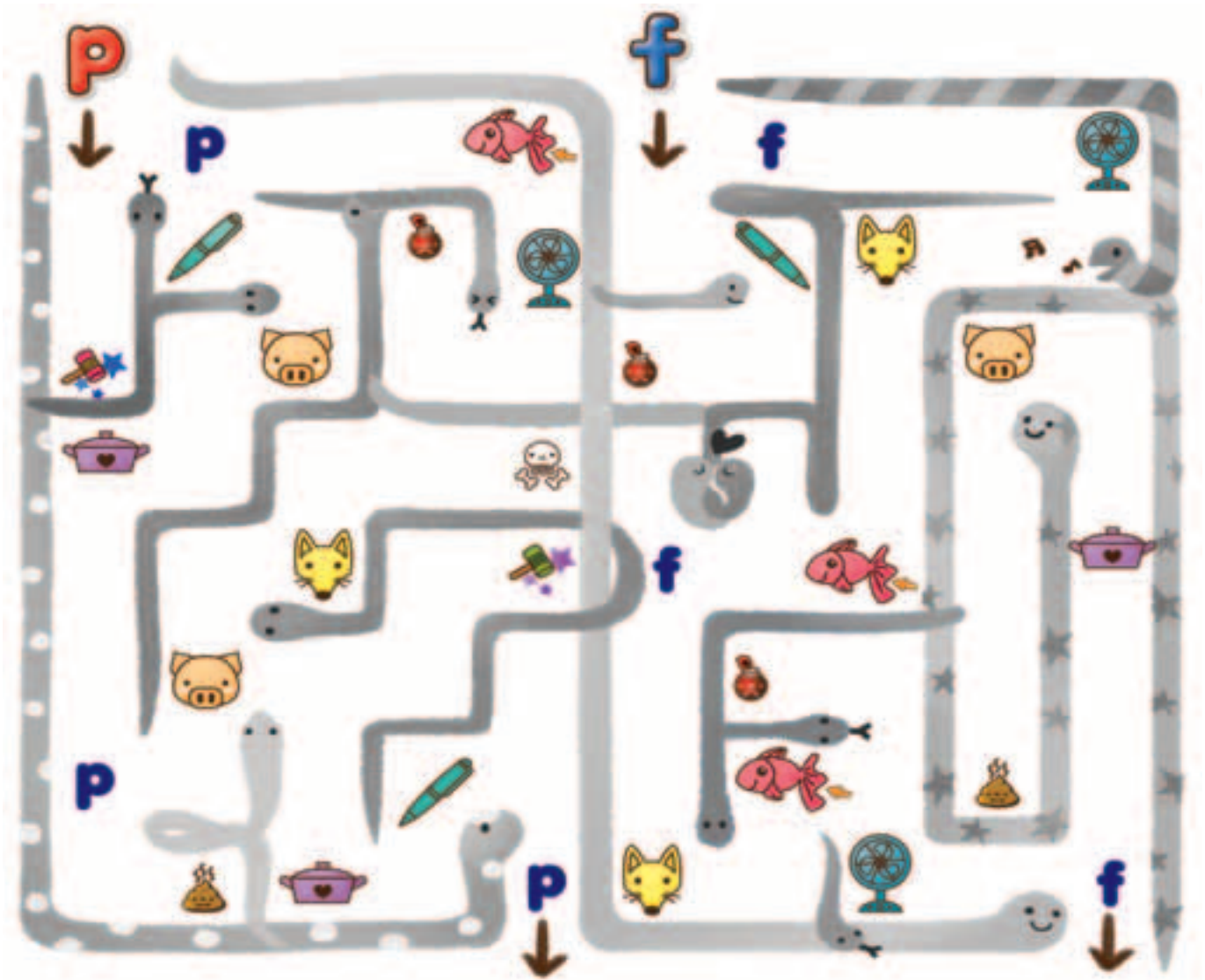
f f



f f



4. Follow the maze and say the words.



5. Write p or f.

1



i n

2



i g

3



o t




Lesson 3

Review

b • v • p • f

1. Listen and write the numbers.



Circle the beginning letters.



b v p f



b v p f



b v p f



b v p f



1 b v p f



b v p f



b v p f



b v p f



b v p f



b v p f



b v p f



b v p f

2. Match the pictures with the correct beginning letter.

1



b



2



v



3



p



4



f



3. Circle the picture with the given beginning letter.

1

b



2

v



4. Color and write.



1

p i g



2

u s



3

a n



4

e t



5

a g



6

o t



7

o x



8

e n



9

a n



Lesson 4

d • t

1. Listen, point and repeat. 

d



dad



dam



dog

t



ten




top



tub

2. Listen and trace the beginning letter. 

1



2



3



4



5



6



3. Let's clap chant.

10
Track



d

d

d



d

d



Yes!



t

t

t



t

t



Yes!



4. Complete the picture. Write **d** or **t**.

1

t o p

2

a d

3

o g

4

e n

5

a m

6

u b



Lesson 5







C • S

1. Listen, point and repeat. 

C			
	cap	cat	cup

S			
	sit	six	sun

2. Listen and circle the beginning letter. 

1 	2 	3 
4 	5 	6 

3. Let's clap chant.



C

C

C



C

C



Yes!



S

S

S



S

S



Yes!



4. Color and say.



5. Write c or s.

1



i x

2



u p

3



a t



Lesson 6

Review d • t • c • s

1. Listen and circle the picture. 

1



2



3



2. Listen and circle the beginning letter. 

1



2



3



4




5



6



3. Color and say the words.



4. Choose and write **d**, **t**, **c** or **s**.



1

c a t



2

i t



3

u n



4

o p



5

a p



6

u b



7

u p



8

a d



9

a m



10

o g



11

i x



12

e n