

- Cut, paste, and write.

1








			g
---	---	--	---

2

			
---	---	--	--

3

			
--	---	--	--

## Instructions

1. Cut out the pictures.
2. Paste the pictures next to the pictures that have the same consonant blends.
3. Write the beginning consonant blends.
4. Read the words out loud.