



- Cut and paste.

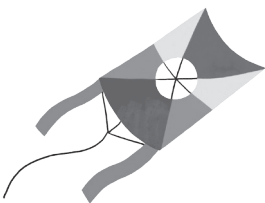
1




p




2




k



3



d




4




r




5




f



6



h




7




w



8



b



✂

ipe	ipe	ide	ide
ite	ite	ive	ive

## Instructions

1. Cut out the letters.
2. Paste the letters to make words that match with the pictures.
3. Read the words out loud.