


1 Counting 1-50



Count.

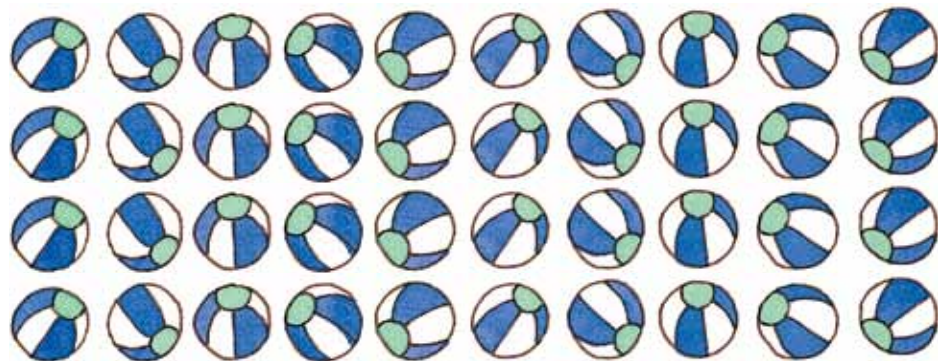
ducks



30 30 30 30 30

thirty


balls



40 40 40 40 40

forty

flowers



50 50 50 50 50

fifty

- Prepare lots of cut-out apples with magnetic strips attached on the back. Draw three trees on the board, and write down "30" "40" and "50" below each tree. Invite children to place equal numbers of apples in the tree according to the number below the tree.
- Useful phrase: "How many apples does the tree have?"





Practice the numbers.


1 one	11 eleven	21 twenty-one	31 thirty-one	41 forty-one
2 two	12 twelve	22 twenty-two	32 thirty-two	42 forty-two
3 three	13 thirteen	23 twenty-three	33 thirty-three	43 forty-three
4 four	14 fourteen	24 twenty-four	34 thirty-four	44 forty-four
5 five	15 fifteen	25 twenty-five	35 thirty-five	45 forty-five
6 six	16 sixteen	26 twenty-six	36 thirty-six	46 forty-six
7 seven	17 seventeen	27 twenty-seven	37 thirty-seven	47 forty-seven
8 eight	18 eighteen	28 twenty-eight	38 thirty-eight	48 forty-eight
9 nine	19 nineteen	29 twenty-nine	39 thirty-nine	49 forty-nine
10 ten	20 twenty	30 thirty	40 forty	50 fifty



• Have children take turns to write down numbers from 1 to 50 on the board.



Trace and say the numbers. Answer the questions.



twenty - one

twenty - two

twenty - three

twenty - four

twenty - five

twenty - six

twenty - seven

twenty - eight

twenty - nine

thirty

What number comes before twenty-three? _____


What number comes before twenty-nine? _____

- Write down numbers in English from 21 to 29 on cards. Put the cards into a box. Have children take turns to draw a card from the box. Ask the class or invite volunteers to answer the questions, "What number comes before this number?" or "What number comes after this number?"
- Useful phrases: "What number comes before twenty-two?" "What number comes after twenty-five?"





Write the numbers 1-40 in the boxes. Answer the questions.



thirty - one

thirty - two

thirty - three

thirty - four

thirty - five


thirty - six

thirty - seven

thirty - eight

thirty - nine

forty



What number comes after thirty-seven? _____


What number comes after twenty-four? _____



- Draw forty small objects on the board. Write down numbers in English from 31 to 39 on the cards. Put the cards into a box. Invite children or have children take turns to draw a card from the box and ask them to count and circle the correct number of objects on the board.



Count the apples. Keep track by coloring the counter on the side.




49	50
47	48
45	46
43	44
41	42
39	40
37	38
35	36
33	34
31	32
29	30
27	28
25	26
23	24
21	22
19	20
17	18
15	16
13	14
11	12
9	10
7	8
5	6
3	4
1	2

- Prepare some cut-out animals, like birds or fish, with magnetic strips on the back. Place all the cutouts on the board randomly. Invite a volunteer to come forward to group the cutouts in 5's. And ask him/her, "How many birds are there in total?" Help him/her to count and answer the question.
- Useful phrases: "How many birds are there in total?" "There are ___ birds in total."






How tall are they?



monster 1



monster 2

Monster 1 is _____ cm tall. Monster 2 is _____ cm tall.

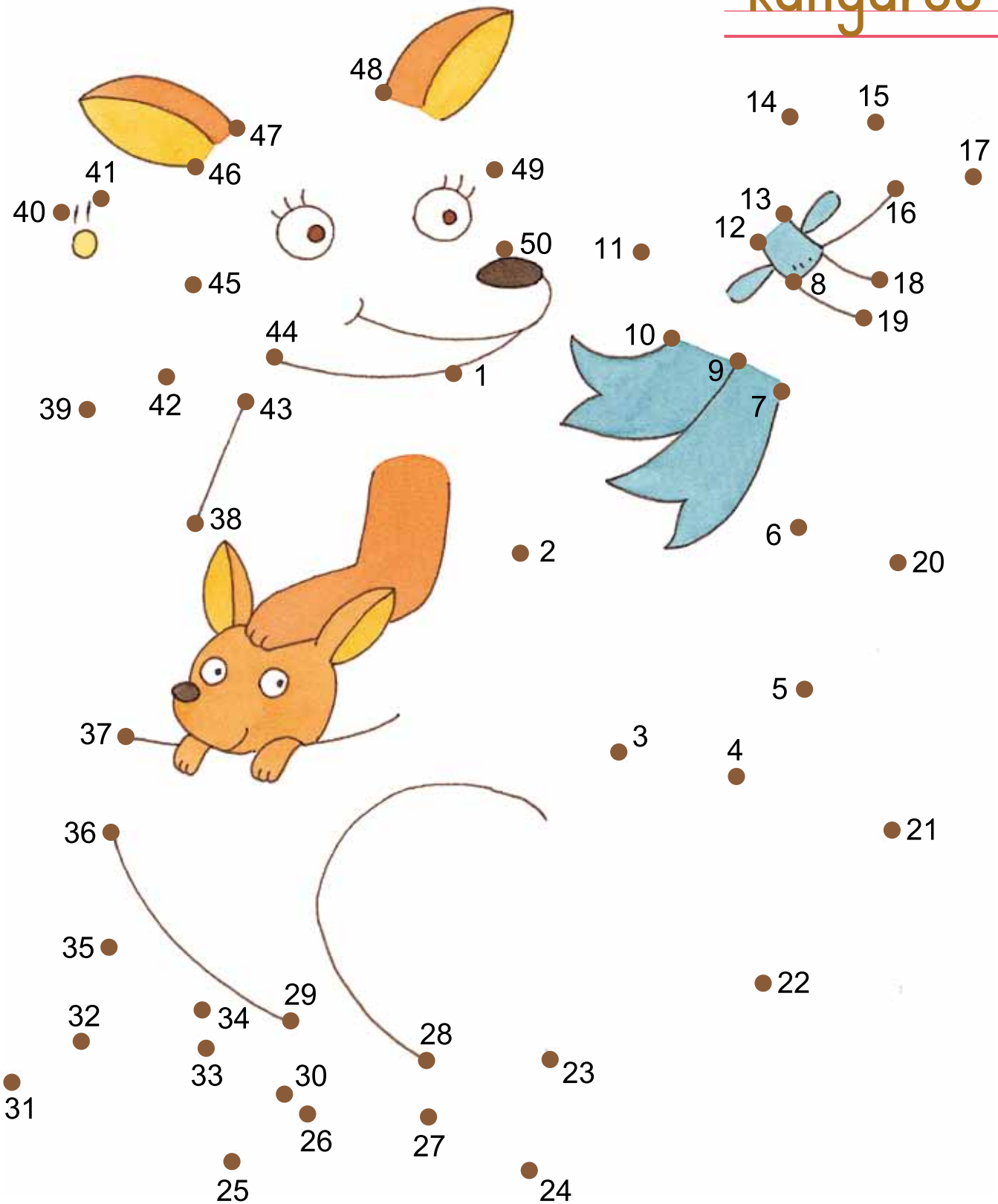


- Prepare a ruler. Invite two volunteers to come forward. Ask them to bring something with them, e.g. a pencil box or a pen, anything on their tables or with them. Have them measure the thing, and ask, "How long/tall/wide is this ___?" And the other one has to answer, "This ___ is ___ cm long/tall/wide."
- Useful phrases: "How long/tall/wide is this ___?" "This ___ is ___ cm long/tall/wide."



Connect the dots to finish the picture.

kangaroo





- Write down numbers from 1 to 50 on the cards with magnetic strips attached on the back. Put the cards into a box. Invite children or have them take turns to draw a card from the box. Ask them, "Where should you place the number?" And help them place the cards on the board in the correct order.
- Useful phrase: "Where should you put the number?"





Count and write down the answers below.



- Write down numbers from 1 to 50 on cards, and put the cards into a box. Prepare marbles/buttons. Invite two volunteers to come forward. Ask one child to draw a card from the box, and read the number loudly. Then ask the other child to put the correct number of marbles/buttons in the box. Ask the class to count the marbles/buttons out loud together.