


1 Counting 11~15



Count.

farmers



eleven


- Have children read and write the number 11. Ask children to write the number 11 in the air.
- Useful phrases: "How many farmers are there?" "There are eleven farmers."





Count.

horses



12 12 12 12 12

twelve




- Have children read and write the number 12. Ask children to read the numbers on the clock 1-12.
- Useful phrases: "What are they?" "They are horses."



Count.

COWS



13 13 13 13

thirteen

- Have children read and write the number 13. Ask children to write the number 13 in the air.
- Useful phrases: "Do you like cows?" "Yes, I do." "No, I don't."





Count.

chickens



1 ↓ 14 14 14 14 14

fourteen




- Hide cards around the room with items drawn on them from 1-14 and have children find them and put them in order.
- Useful phrase: "There are five left."



Count.

pigs



15 15 15 15 15


fifteen

- Draw a tree on the board. Invite volunteers to draw a certain number of apples or birds in the tree from 11-15. Have the class read aloud 11-15 together.
- Useful phrase: "There are eleven birds in the tree."






Count and write the correct number below.



- Have children count the chairs or tables in the classroom together.
- Useful phrase: "These are beautiful butterflies."



Match the pictures with the correct numbers.



11
eleven


14
fourteen

- Write numbers 11 to 15 on the board. Invite volunteers to draw equal numbers of objects under the numbers.
- Useful phrase: "Those are cute fish."





Match the pictures with the correct numbers.

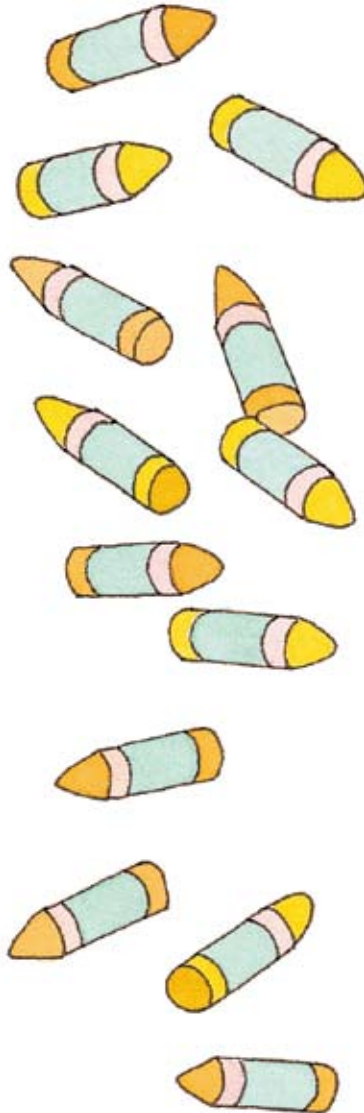


•

•

15

fifteen




•

•

12

twelve



•

•

13

thirteen



- Put cards with numbers written on them from 11-15 in a box. Play music and pass the box around. When the music stops, ask the student holding the box to draw a card from the box. Ask the student to draw an equal number of objects on the board.
- Useful phrase: "Pass the box."