



# 1 Big and Small



Practice the words.

big



big

small



small

- Make a big picture and a small picture for some vocabulary words from books one and two. Students can practice saying the sentences or playing a matching game.
- Useful phrases: Which one is big?" "This one is big." "It is a big dog."





Which one is **big**? Put a sticker on it.

octopus



(sticker)



(sticker)




(sticker)



(sticker)

penguin

whale



(sticker)



(sticker)



(sticker)



(sticker)

seal



- Get a couple of fly swatters and have two volunteers come up to the front. Lay out two pictures: one big, one small. Have students try to be the first to hit the picture the teacher requests.
- Useful Phrase: "Hit the big elephant."



Look at the picture. Draw a **bigger** one.



hamburger



pizza



hot dog

- Draw a picture on the board. Invite a volunteer to come up and draw a bigger one. Discuss the pictures and repeat with different words.
- Useful phrases: "Which one is bigger?" "This one is bigger."






Look at the picture. Draw a **smaller** one.



square



triangle



circle




- Draw pictures or shapes on the board. Invite volunteers to draw smaller pictures or shapes on the board.
- Useful phrases: "Which one is smaller?" "This one is smaller."



Circle the **small** ones.

octopus





- Make a fishing game with big fish and small fish using magnets or hooks. The big fish can be two points and the small fish one point. Have students race to get as many fish as they can, saying what they got with each fish.
- Useful phrase: "I got a big fish."






Put the big fish in the big fish bowl. Put the small fish in the small fish bowl.



- Have students each come up and put a word or picture on their forehead. Then send them around to ask what it is using only yes or no questions. Variation: Put a picture on one student's forehead at the front of the class and ask questions to the class.
- Useful phrase: Is it a big bird?



Help the students catch the bugs, big bugs with the big net, little bugs with the little net.



- Hide big toy bugs and small toy bugs and have students find them and sort them into a big cage and a small cage. Then count and compare the number of bugs in each cage.
- Useful phrases: "I found a big bug." "There are more small bugs."



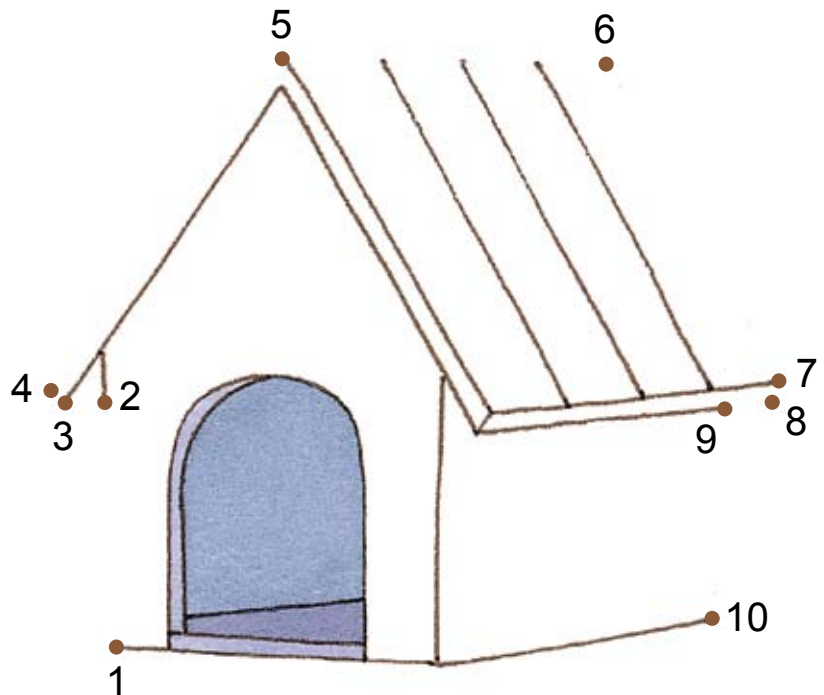


□ The big dog needs a big dog house. Connect the dots and practice the words.



small dog

small dog house



big dog

big dog house



- Make two posters: one with a big dog house and one with a small dog house. Have students draw and cut out a big dog and a small dog and paste it onto the right poster. Then have them introduce their dogs.
- Useful phrases: "Whose dog is this?" "That is my big dog."