

2

Paper Umbrellas

Learning Objectives

- ✓ Classroom Objects
- ✓ School Supplies
- ✓ Orange
- ✓ Circle
- ✓ 2
- ✓ U u





Sit down.
Listen.



We will
make paper
umbrellas.



Get the
Sticker



Ah-ha! Here!



Good job!

Thank you!



Instructions: Listen and add the stickers to finish the story.
Expansion: Activity book, pg. #13
Fun: Have the students read the lines aloud.



Let's Learn



Science: Pencils Come from Trees.



Instructions: Trace the lines and color the pencils.

Expansion: Talk about other things in the classroom that come from trees. Draw a picture.



look around the class



get things



make an umbrella

STORY BOX



Activity: Find and circle the numbers 2.
Review words: circle, yellow
New words: school, class, teacher, sit, classwork, umbrella

Expansion: Activity book, pg. #8
Fun: Play the game "I Spy" using the words "yellow" and "circle."



OUR CLASS



Hello, hello, teacher!

I see a



table / chair / clock / pencil / book



Instructions: Listen and sing.

Review words: teacher, class

New words: table, chair, clock, pencil, book

Expansion: TPR Dance (wave hi, sit down, open a book)

Look Around the Classroom



Instructions: Create a classroom using the stickers.
Review words: table, chair, clock, pencil, book
Expansion: Activity book, pg. #9



Get Your School Supplies



Get the



the



yellow
pencil case

Get the



the

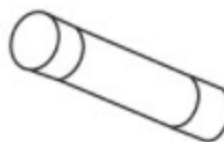


orange
crayon

Get the



the

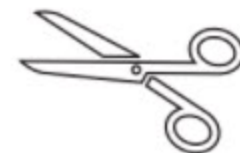


yellow
glue

Get the



the



orange
scissors



Instructions: Listen and chant.
Review words: yellow
New words: scissors, crayon, glue, pencil case, orange

Expansion: TPR Dance (pretend to look for things around the classroom)

Get Things



Track 12

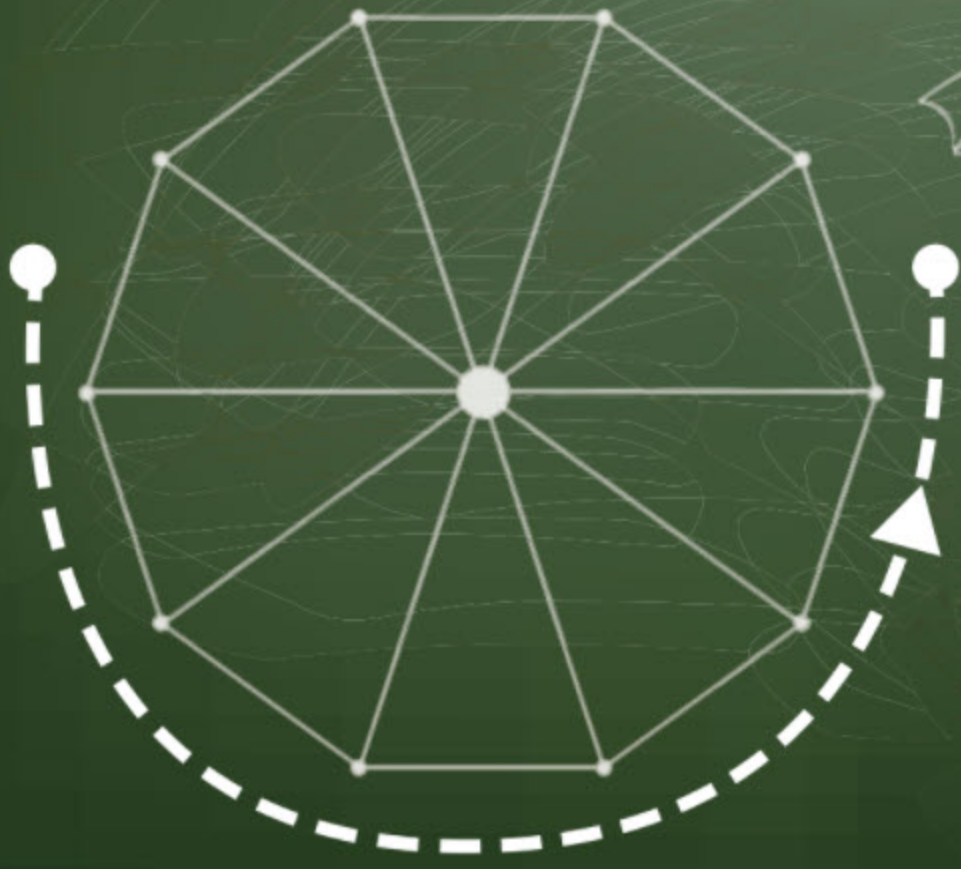


Instructions: Listen, trace, and say. Draw lines from the things to get to the pencil case.
Review words: scissors, crayon, glue, pencil case, yellow, orange
Expansion: Activity book, pg. #10



Track 13

Art Class



Instructions: Listen, trace, and say.



Get Ready!



Instructions: Listen, say, and add the stickers to complete the letters.
Expansion: Activity book, pg. #11

Make an Umbrella



1 •
2 ••
3 •••
4 ••••
5 •••••
6 ••••••
7 •••••••
8 ••••••••
9 •••••••••
10 ••••••••••



How many?



Instructions: Circle two of each color. Write the number 2 in each box.
Expansion: Activity book, pg. #12
Fun: Count the other colored pieces.