

3

Lost at the Zoo

Learning Objectives

- ✓ Wild Animals
- ✓ Family
- ✓ Blue
- ✓ Triangle
- ✓ 3
- ✓ Z z





go to the zoo



talk to the animals



find the baby zebra

STORY BOX

Activity: Find and circle the number 3.
New words: zoo, animal, baby, zebra, zookeeper

Expansion: Activity book, pg. #14
Fun: Find and circle the blue bird in the picture.



See the Animals

Look, look, look around.
I see animals.

It's a



tiger



bird



giraffe



zebra


Oh! It's looking at me.



Instructions: Listen and sing.
Review words: look, animal, zoo, zebra
New words: tiger, bird, giraffe

Expansion: TPR Dance (mime different animals)

Go to the Zoo



Instructions: Make a zoo using the animal stickers.
Review words: circle, yellow, orange, tiger, giraffe, bird, zebra
New words: blue, triangle

Expansion: Activity book, pg. #15

Where Is the Baby?



How are you?



Father



How are you?



Mother



How are you?



Sister



How are you?



Brother



Where are you?



Baby



Instructions: Listen and chant.
Review words: zebra, baby
New words: mother, father, sister, brother

Expansion: TPR Dance (move like a zebra)

Talk to the Animals



Instructions: Listen, trace, and say. Connect the zebra family in the correct order.
Review words: zebra, mother, father, sister, brother, baby
Expansion: Activity book, pg. #16

Look Around the Zoo



Instructions: Listen, trace, and say.

Where Is Zelda?



ZOO



Instructions: Listen, say, and add the stickers to complete the letters.
Expansion: Activity book, pg. #17

Find the Baby Animals

- 1 •
- 2 ••
- 3 •••
- 4 ••••
- 5 •••••
- 6 ••••••
- 7 •••••••
- 8 ••••••••
- 9 •••••••••
- 10 ••••••••••

How many?



tiger



giraffe



zebra





Instructions: Count the different baby animals. Write the number in each box.

Expansion: Activity book, pg. #18

Fun: Count the different types of animals on pg. #34.



FINISH THE STORY



Instructions: Listen and add the stickers to finish the story.


Expansion: Activity book, pg. #19

Fun: Have the students read the lines aloud.



Let's Learn

Science: Giraffes Eat Trees. Zebras Eat Grass. Lions Eat Meat.



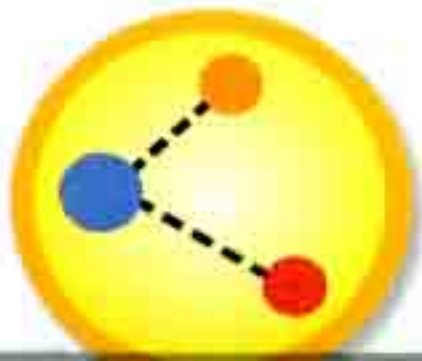
Instructions: Draw a line to connect each animal with what it eats, then say.

Expansion: Talk about what other animals from the story eat. Draw a picture of your favorite.

Values



Care About Animals



Instructions: Say the words. Match the correct pictures to the happy and sad face.

Expansion: Talk about how Louie cared about the zebra. How can you care about an animal? Draw a picture.