

Talk 'n Do 2A

Gloria Kleinert
Dinorah Pous

2nd Edition
Student Book





**Mc
Graw
Hill**

McGRAW-HILL INTERNATIONAL EDITIONS
English Language Series



TABLE OF CONTENTS

Notes to the teacher	IV
This is me!	1
Unit 1: School	2
Unit 2: Family	13
Unit 3: Parts of the body	21
Unit 4: Toys	30
Unit 5: Clothes	35



My name is: _____

Date: _____



This is me!

I am _____ years old.



Paste your photo. Color boy or girl. Draw candles on cake to show your age. (Self identification.)




Name: _____

Date: _____

UNIT

1

School



Color the boys and draw a red circle around the girl and a blue circle around the teacher.
(Introduce topic: School. Shape: Circle.)



Name: _____

Date: _____



With crayon dots color teacher. Color dress blue, hair brown, apples red and the chalkboard light green. (School vocabulary.)



Name: _____

Date: _____




Paste different colored yarn on hair. Color boy and girl. (Colors.)
(School vocabulary) (School vocabulary)



Name: _____

Date: _____




Paste tiny crepe paper balls of the colors of your flag. This and all other Take Home Activities may be taken home by the student. (School vocabulary.)



Name: _____

Date: _____



Fingerprint shelf and draw books on the shelf and boxes below it. (School vocabulary.)



Name: _____

Date: _____



Trace each path several times with different colored crayons/Take Home Activity. (Left to right. School vocabulary.)

