

# Talkín 1A

## Do

Gloria Kleinert  
Dinorah Pous

**2nd Edition**  
**Student Book**



**Mc  
Graw  
Hill**

McGRAW-HILL INTERNATIONAL EDITIONS  
English Language Series


# TABLE OF CONTENTS

Notes to the teacher .....	IV
This is me! .....	1
<b>Unit 1: School</b> .....	<b>2</b>
<b>Unit 2: Family</b> .....	<b>13</b>
<b>Unit 3: Parts of the body</b> .....	<b>21</b>
<b>Unit 4: Toys</b> .....	<b>34</b>
<b>Unit 5: Community helpers</b> .....	<b>41</b>

My name is: \_\_\_\_\_

Date: \_\_\_\_\_

This is me!



I am \_\_\_\_\_ years old.

boy



girl



Paste your photo. Color boy or girl. Draw candles on cake to show your age. (Personal facts.)




Name: \_\_\_\_\_

Date: \_\_\_\_\_

UNIT  
1

School




Color chairs red and circle the table in red. (Introduce school vocabulary.)



Name: \_\_\_\_\_

Date: \_\_\_\_\_



Fingerpaint teacher's hair and dress. (Classroom objects.)



Name: \_\_\_\_\_

Date: \_\_\_\_\_





Color crayons red and green. Count crayons. (Colors.)



Name: \_\_\_\_\_

Date: \_\_\_\_\_




Trace path with brush and tempera paint. (Left to right.)



Name: \_\_\_\_\_

Date: \_\_\_\_\_





Paste tiny crepe paper balls of the colors of your flag. This and all other Take Home Activities can be taken home by the student. (School vocabulary.)





Name: \_\_\_\_\_

Date: \_\_\_\_\_





Fingerpaint window blue. (School vocabulary.)



Name: \_\_\_\_\_

Date: \_\_\_\_\_



Fill door with crayon dots of many colors. (School vocabulary.)

