

SAMPLER

Splash!

Kindergarten Coursebook




Splash!

Kindergarten
Coursebook

STUDENT BOOK



ACTIVITY BOOK



Course Features

TEACHER'S GUIDE



LIVE ACTION DANCES



PROJECT VIDEOS



ANIMATED STORIES



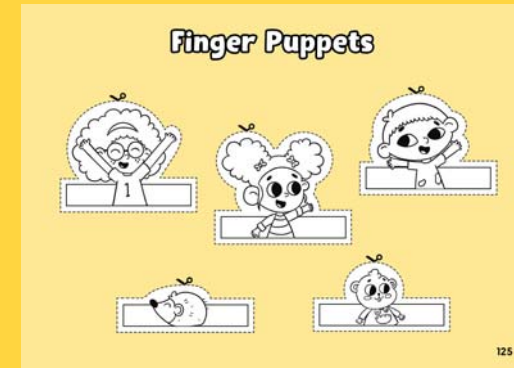
ANIMATED PHONICS CHANTS



WORD CARDS



FINGER PUPPETS



INTERACTIVE WHITEBOARD

ONLINE SUPPLEMENTALS



And much more!

How to Use This Book

Splash! is a three-level coursebook for pre-k and kindergarten students. Structured units create a sense of familiarity and expectation, while varying activity types keep students motivated and engaged. Course characters take students on a journey through English, helping them get ready for school and understand the world around them. Help your students begin their English journey and make a splash!

The unit song follows the rhythm of a familiar nursery rhyme. A TPR (Total Physical Response) live action video features a simple dance to practice gross motor skills.

The **Unit Introduction** presents the unit theme with a large illustration featuring recognizable course characters.

QR codes allow videos and audio to be accessed anywhere.



Large titles show clearly what each page is about. Each unit follows the same structure so students know what to expect.

Page topic, vocabulary words, and/or grammar points are detailed at the bottom of every page for teachers' convenience.

Audio on every page practices students' listening comprehension skills.

On the **Words** page, unit vocabulary words are presented clearly with large illustrations and text.

Each unit has a main functional expression that is repeated throughout. On the **Sentences** page, unit grammar is clearly presented and modeled in audio tracks.

A simple **Story** featuring the course characters is a continuation of the situation in the unit introduction.

Course characters reappear in a matching activity that practices fine motor skills.

An accompanying short animation brings the story to life.

The unit value is subtly introduced in the story and expanded upon in the next page.



The **Values** page encourages social-emotional learning in students.

The **Phonics** page progresses logically through the course, helping students recognize letters and letter sounds.

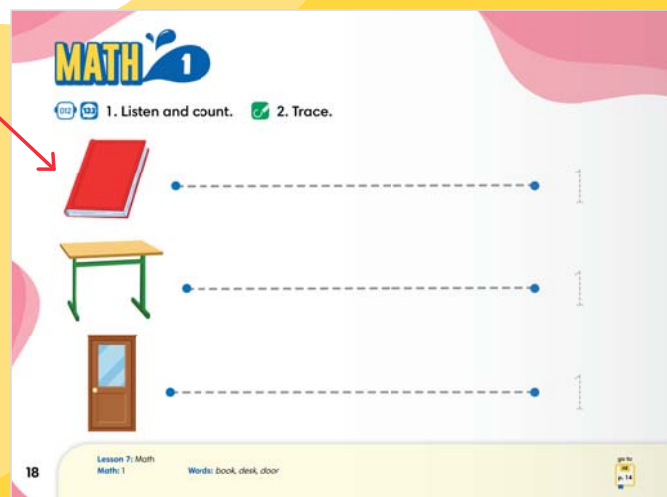
Large photograph engages learners.

Phonics chant and accompanying animation help commit phonics sounds to memory.

Bright illustrations and writing practice help internalize phonics sounds.



The **Math** page presents numbers and encourages numeracy with tangible items related to the unit theme for students to count.



Cross-curricular **CLIL** (Content and Language Integrated Learning) pages expand on the unit topic and apply it to the real world.

Large photographs show real-life situations.

Live action video presents each step of the project clearly.

A fun **Project** related to the unit topic encourages creativity and practices fine motor skills.



The **Review** page encourages students to personalize short dialogues and practice speaking with a friend.

Vocabulary words presented once more as helpful prompts for dialogue.

A large star for students to color once finished with the unit presents a clear end to the unit and allows them to reflect on the unit while giving a sense of achievement.

Large photographs of steps and a finished model show students what they can achieve.

Every page has a corresponding page in the Activity Book, to help students practice what they have learned.

Meet the Characters!



Lulu



Tony



Ana



Bonnie
the beaver



Harry
the hedgehog

Scope and Sequence

LEVEL 1

How to Use This Book p. 4

Meet the Characters! p. 7

Unit	Words	Sentences	Story	Values	Phonics	Math	CLIL	Project
OPENER Hello, Goodbye p. 8	hello, sit down, goodbye, stand up							
1 Nice to Meet You! p. 12	book, door, desk, teacher	Hello, my name is Ana . Nice to meet you. This is a book .	My Classroom	Greetings	<i>Aa, Bb, Cc</i> apple, boy, cow	1	Social Studies: Say Hello!	Waving Hand
2 Who Is He? p. 22	mom, dad, brother, sister, baby	Who is she ? She's my sister .	Who Are They?	Spend Time with Grandma and Grandpa	<i>Dd, Ee, Ff</i> dress, egg, fan	1, 2	Social Studies: Big Family, Small Family	Popsicle Stick Family
3 It's a Square p. 32	circle, square, rectangle, triangle	What shape is it? It's a rectangle .	Cookies	Say Please!	<i>Gg, Hh, Ii</i> girl, hat, igloo	1, 2, 3	Science: Shapes Around Us	Potato Stamp Art
4 What Color Is It? p. 42	red, orange, yellow, green, blue, purple	What color is it? It's orange .	I'm Purple!	Clean Up After Playing	<i>Jj, Kk, Ll</i> jam, kiwi, lamp	1 to 4	Art: Mixing Colors	Colorful Carton Sorter
5 This Is My Face p. 52	eye, nose, mouth, ear, face	This is my nose . These are my eyes .	Whiskers's Face	Wash Your Face	<i>Mm, Nn, Oo</i> map, nest, octopus	1 to 5	Art: Famous Portraits	Pasta Portrait



Unit	Words	Sentences	Story	Values	Phonics	Math	CLIL	Project
6 It's a Rabbit p. 62	fish, dog, cat, rabbit	Is that a dog ? Yes, it's a dog . Are those rabbits ? Yes, they're rabbits .	At the Pet Store	Look After Your Pet	<i>Pp, Qq, Rr</i> penguin, queen, rat	1 to 6	Science: Different Dogs	Colored Paper Pet
7 It's My Favorite Toy p. 72	ball, robot, doll, car	Is this your robot ? Yes, it's my robot . It's my favorite toy.	Let's Play Together	Share Your Toys	<i>Ss, Tt</i> snake, sun, tooth, truck	1 to 7	Social Studies: Many Types of Toys	Paper Plane
8 I Like Carrots p. 82	banana, lemon, carrot, potato	I like lemons . I don't like carrots .	We Have Lots of Food	Eat Good Foods	<i>Uu, Vv</i> uncle, up, van, vest	1 to 8	Science: On Trees and in the Ground	Bean Plant
9 I Can Jump! p. 92	sing, walk, run, jump, dance	I can run . I can't dance .	I Can't Sing	Move Your Body	<i>Ww, Xx</i> watch, water, ax, x-ray	1 to 9	Health: Sports Stars	Dancing Straws
10 Happy Birthday! p. 102	balloon, cake, present, party	Here is a present . Here are some balloons .	Birthday Party	It's Nice to Give Things	<i>Yy, Zz</i> yak, yo-yo, zipper, zoo	1 to 10	Social Studies: Birthday Party for Pets	Sponge Cake

UNIT 1

Nice to Meet You!

STUDENT BOOK

006 1. Listen and look. 2. Watch, sing, and dance.



Scan for Audio



Scan for Video



Lesson 1: Unit Introduction and Song

Words: Tony, Lulu, Ana, desk, door, teacher, book

WORDS

007



1. Listen and trace.



Lesson 2: Vocabulary Presentation

Words: *book, door, desk, teacher*

SENTENCES

My Name Is Ana

008   1. Listen, trace, and say.



Lesson 3: Grammar Presentation
Words: hello, Tony, Lulu, Ana

Sentences: Hello, my name is Ana. Nice to meet you.



My Classroom

1



2



3



4



VALUES

Greetings



1. Listen and look.



Lesson 5: Values
Values: Greetings

Words: hello, goodbye, friend, teacher, school, sit down, home, stand up, goodbye, tomorrow

go to



PHONICS

Aa, Bb, Cc



Scan for Video

011



1. Listen and point.

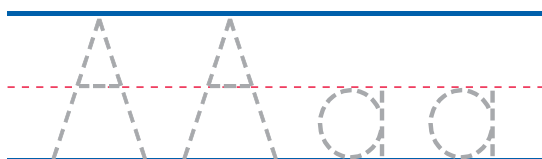


2. Watch and chant.

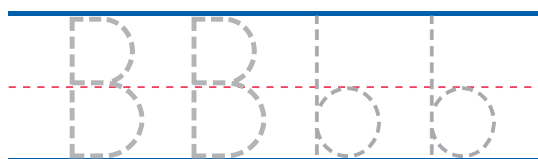


3. Trace the letters.

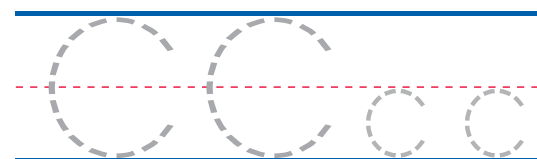
Aa



Bb



Cc



MATH 1

- 012 123 1. Listen and count.  2. Trace.



1



1



1

SOCIAL STUDIES

Say Hello!

013



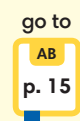
1. Listen and look.



Lesson 8: CLIL

Social Studies: Say hello!

Words: *hello, wave, bow, shake hands*



PROJECT

Waving Hand



- 014 1. Listen and look. 2. Watch and make.



Lesson 9: Project
Project: Waving hand

Materials: paper, crayons, scissors, Popsicle stick, glue

REVIEW

015




1. Listen and say.



2. Role-play with a friend.



3. Color the star.



I did it!

Lesson 10: Review and Role Play

Words: book, desk, teacher, door

Sentences: Hello! My name is *Lulu*. Nice to meet you.
This is a *desk*.

go to

